億 錡 專 業 CNC 工 具

E-CHEE MACHINE TOOLS

RBH PRODUCTS

高精密組合式搪刀系列

High precision modular boring tools

Professional
Precision
Durable

INDEX 目錄-產品介紹

P5
CBH FINISH BORING HEAD
CBH 微調精搪刀系列

P5
CBH FINISH BORING HEAD
+ LBK SHANK
CBH微調精搪刀+LBK刀柄

P7
MBH FINISH BORING HEAD
MBH 微調精搪刀系列

P7
MBH FINISH BORING HEAD
+ LBK SHANK
MBH 微調精搪刀系列+LBK刀柄

P9
CBM MICRO ADJUSTMENT BORING HEAD
AND INSERT HOLDER
CBM精密微調精搪頭與刀片座

P9
CBM MICRO ADJUSTMENT BORING HEAD
AND INSERT HOLDER
CBM精密微調精搪頭與刀片座

P9
CBM MICRO ADJUSTMENT BORING HEAD
AND INSERT HOLDER
CBM精密微調精搪頭與刀片座

P9
CBM MICRO ADJUSTMENT BORING HEAD
AND INSERT HOLDER
CBM精密微調精搪頭與刀片座

P11
CBM MICRO ADJUSTMENT BORING HEAD
+LBK SHANKER
CBM精密微調正搪孔刀+LBK刀柄

P13
CBM MICRO ADJUSTMENT BORING HEAD
+LBK SHANK
CBM精密微調反搪孔刀+LBK刀柄

P15
INDEXABLE RBM SINGLE-BIT
ROUGH BORING HEAD SERIES
RBM可調式單刃粗搪刀系列

P15
INDEXABLE RBM SINGLE-BIT
ROUGH BORING HEAD SERIES
RBM可調式單刃粗搪刀系列

P15
INDEXABLE RBM SINGLE-BIT
ROUGH BORING HEAD SERIES
RBM可調式單刃粗搪刀系列

P15
INDEXABLE RBM SINGLE-BIT
ROUGH BORING HEAD SERIES
RBM可調式單刃粗搪刀系列

P17
INDEXABLE RBM SINGLE-BIT
ROUGH BORING HEAD+BST SHANKER
RBM可調式單刃粗搪正搪孔刀+LBK刀柄

P19
INDEXABLE RBM SINGLE-BIT ROUGH
REVERSE BORING HEAD+LBK SHANK
RBM可調式單刃粗搪反搪孔刀+LBK刀柄

P21
INDEXABLE TWIN-BIT ROUGH
BORING HEAD RBH-LA
新型RBH-LA可調式雙刃粗搪刀系列

P21
RBH-LA INDEXABLE TWIN-BIT ROUGH
BORING HEAD+LBK SHANK
新型RBH-LA雙刃粗搪刀+LBK刀柄

P23
RBH INDEXABLE TWIN-
BIT ROUGH BORING HEAD
RBH可調式大徑雙刃粗搪刀系列

P24
RBH INDEXABLE TWIN-BIT ROUGH BORING HEAD
FOR LARGE HOLE BORING+BST SHANKER
RBH可調式大徑雙刃粗搪刀+BST刀柄

P25
RBH-LA LARGE DIAMETER MODULAR
ROUGH BORING HEAD
RBH-LA組合式大徑粗搪刀系列

P26
RBH-LA INDEXABLE TWIN-BIT ROUGH BORING
HEAD FOR LARGE HOLE BORING+BST SHANK
RBH-LA組合式大徑雙刃粗搪刀+BST刀柄

P27
CBH LARGE DIAMETER MODULAR
FINISH BORING HEAD
CBH組合式大徑微調精搪刀系列

P28
CBH LARGE DIAMETER MODULAR FINISH
BORING HEAD+BST SHANK
CBH大孔徑微調精搪刀+BST刀柄

P29
CBM LARGE DIAMETER MODULAR
ADJUSTMENT BORING HEAD
CBM組合式大徑精密微調搪孔刀系列

P30
CBM LARGE DIAMETER MODULAR ADJUSTMENT
BORING HEAD + BST SHANK
CBM組合式大徑精密微調搪孔刀+BST刀柄

P31
CBR MODULAR EXTERNAL
FINISH BORING HEAD
CBR組合式外圓微調精搪刀系列

P32
CBM55/68/100 MODULAR ASSEMBLIES
EXTERNAL BORING
CBM55/68/100專用外圓組件RM150套組

P32
CBM55/68/100 MODULAR ASSEMBLIES
EXTERNAL BORING
CBM55/68/100專用外圓組件RM150套組

P33
INTERNAL & EXTERNAL SQUARE SHANK FINISH
BORING TOOL HOLDER FOR WBST TOOL REST
WBST刀盤專用四方柄內外圓精搪孔刀架

P34
SQUARE SHANK LARGE HOLE BORING HEAD
FITTED WITH WBST TOOL REST +BST SHANK
WBST四方柄大徑搪刀+BST刀柄

P35
SQUARE SHANK LARGE HOLE BORING HEAD FITTED WITH
WBST TOOL REST + BST SHANK FOR EXTERNAL BORING
WBST四方柄大徑搪刀+BST刀柄 外圓加工用

P36
SMALL DIAMETER FINISH
BORING HEAD TYPE CBI
CBI小徑微調精搪刀系列

P36
CBI SMALL DIAMETER FINISH BORING HEAD
+ LBK SHANK + TOOL EXTENSION TYPE BJ
CBI小徑微調精搪刀+LBK刀柄
+小徑搪刀桿BJ系列

P37
EXTENSION ADAPTER FOR SMALL DIAMETER
BORING BAR DEDICATED TO CBI SERIES TYPE AC
CBI系列專用小徑搪刀延長桿AC型

INDEX 目錄-產品介紹

P37
SUPER FINE DIAMETER TUNGSTEN CARBIDE BORING BAR DEDICATED TO CBI SERIES TYPE SBJ
CBI系列專用超小徑碳化鎢搪孔刀SBJ型

P38
TUNGSTEN CARBIDE SMALL DIAMETER MODULAR BORING BAR TYPE ST
碳化鎢組合式小徑搪刀桿ST型

P39
CBR20 ~ CBR30 MODULAR ASSEMBLIES FOR EXTERNAL BORING &EXTENSION ADAPTERS
組合式外圓搪孔組件&專用加長連接桿

P40
CBH-2084FINISH BORING HEAD SET
CBH-2084微調搪刀組套組

P41
CBI6 SMALL DIAMETER FINISH BORING HEAD SET
CBI6小徑微調精搪刀套組

P42
FINE BORING BAR TYPE BR (FOR CBM55/ 68)
CBM55/68專用小徑搪刀桿BR型

P42
TRANSFER BAR FOR INSERT HOLDER C16-BRM + SP INSERT HOLDER (FOR CBM55/68)
CBM55/68專用刀片座轉接桿C16-BRM+SP刀片座

P42
FORWARD/REVERSE INSERT HOLDER (FOR CBM55/68)
CBM55/68專用正反搪刀片座

P42
ADAPTER PLATE CB150 AND BALANCE BASE RCM100 FOR CBM55/68/100
CBM55/68/100專用轉接板CB150與平衡塊RCM100

P42
SUPER FINE DIAMETER TUNGSTEN CARBIDE BORING BAR DEDICATED TO CBM55/68 SERIES TYPE SBJ
CBM55/68系列專用超小徑碳化鎢搪孔刀

P42
EXTENSION ADAPTER FOR SMALL DIAMETER BORING BAR DEDICATED TO CBM55/68 SERIES TYPE C16-BRC
CBM55/68系列專用小徑搪刀延長桿 C16-BRC型

P43
CBM55 MICRO ADJUSTMENT BORING HEAD/SET
CBM55精密微調搪孔頭套組

P44
CBM68 MICRO ADJUSTMENT BORING HEAD/SET
CBM68精密微調搪孔頭套組

P45
STRAIGHT INTEGRATED TUNGSTEN CARBIDE FINE BORING TOOLS
直柄整體式碳化鎢減震精搪刀桿

P46
SIDE LOCK HOLDER FOR TUNGSTEN CARBIDE FINE BORING TOOL
碳化鎢減震桿專用側固式刀桿

P46
COLLET
專用套筒

P47
C32 STRAIGHT SHANK BORING BAR
C32直柄搪刀桿 - 接合搪刀頭

P47
SK TAPER SHANK
SK刀桿

P48
EXTENSION (CONSTANT DIAMETER)
等徑搪刀延長桿

P48
EXTENSION (REDUCING)
異徑搪刀延長桿

P48
CHAMFER RING 倒角環

P48
INSERT 倒角環刀片

P49
TAPER SHANK FOR BORING HEADS SERIES LBK
LBK系列搪刀刀桿

P49
TAPER SHANK FOR BORING HEADS SERIES BST
BST系列搪刀刀桿

P50
PSC/LBK BORING HEAD SHANK
PSC/LBK搪頭刀柄

P52
FIXED ROUGH BORING BARS
固定式粗搪刀

P57
SQUARE CUTTER BORING BAR/BSA - BT30, BT40, BT50
粗搪孔刀柄

P58
BORING BAR/BSA - NT40, NT50
粗搪孔刀柄

P59
BORING BAR/BSB - NT40, NT50
粗搪孔刀柄

P60
SQUARE CUTTER BORING BAR/BSB - NT30, NT40, NT50
粗搪孔刀柄

P61
LARGE SIZE BORING BAR - BT50
大孔徑搪孔刀柄

P61
LARGE SIZE BORING BAR - NT50
大孔徑搪孔刀柄

P62
LARGE SIZE MICRO BORING BAR - BT40, BT50
大孔徑精搪孔刀柄

P62
LARGE SIZE MICRO BORING BAR - NT40, NT50
大孔徑精搪孔刀柄

P63
BORING CUTTER 搪孔刀

LBK7刀桿系列
LBK7 Boring System

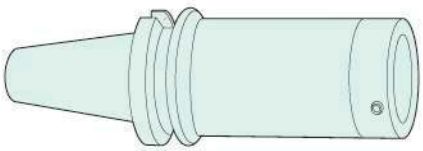

LBK7 搪刀刀桿
LBK7 Taper Shank

P49

P27

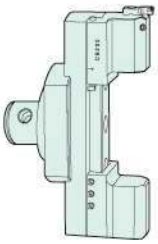

ø200以上CBH組合式大徑微調精搪刀
Large Diameter Finish Boring Head

P25

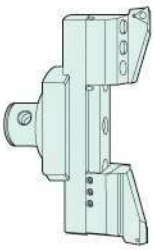

ø200以上RBH-LA組合式大徑粗搪刀
Large Diameter Rough Boring Head

P21

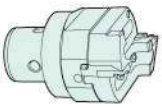

RBH120,160-LA可調式雙刃粗搪刀
RBH-LA Indexable Rough Boring Head

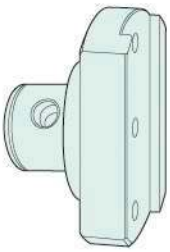

LBK7-BR200連接盤
LBK7-BR200 Flange

LBK刀桿系列
LBK Boring System

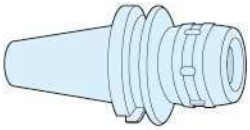

直筒式強力夾頭
Power Chuck Holder

P46

P46

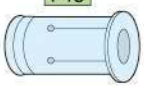

搪刀桿專用套筒
Collet

P45

直柄整體式碳化鎢減震精搪刀桿
Straight Integrated Tungsten Carbide Fine Boring Tools

P47 直柄搪刀桿 Straight Shank Boring Bar

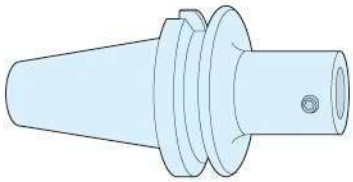

LBK 搪刀刀桿
LBK Taper Shank

P49

P48

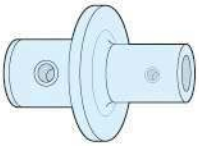

異徑搪刀延長桿
Extension(Reducing)

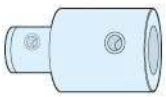

等徑搪刀延長桿
Extension(Constant Diameter)

RST橫向滑板
RST Extension Slide

RBN200平衡滑塊
RBN200 Balance Base

CB200微調滑塊
CB200 Finish Head


HBR200外圓滑塊
HBR200 Clamp Base

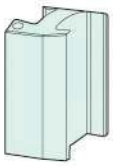
RS200滑塊
RS200 Clamp Base

RS201刀片座墊片
RS201 Height Setting Shim

RB200刀片座
RB200 Insert Holder

PROFESSIONAL TOOLS

BORING CUTTER SYSTEM

P21

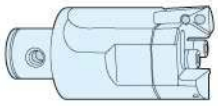
新型RBH-LA可調式雙刃粗搪刀系列
Indexable Rough Boring Head New Style RBH-LA

P5

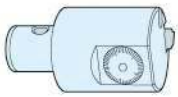
CBH微調精搪刀系列
CBH Finish Boring Head

P7

MBH微調精搪刀系列
MBH Finish Boring Head

P36

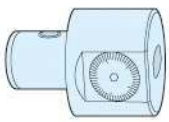
CBI小徑微調精搪刀系列
CBI Small Diameter
Finish Boring Head

P37

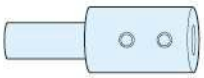
AC小徑搪刀延長桿
Small Diameter
Extension Bar of AC

SBJ 超小徑碳化鎢搪孔刀
Small Diameter Tungsten
Carbide Bar of Type SBJ

P37

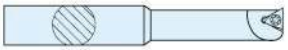
BJ小徑搪刀桿
BJ Small Diameter Boring Bar

P38

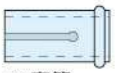
EC套筒
EC Collet

ST碳化鎢組合式小徑搪刀桿
Tungsten Carbide Small Diameter
Modular Boring Bar Type ST

BE搪孔頭
BE Insert Holder

P39

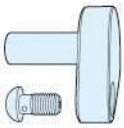
CBR組合式外圓搪孔組件
CBR Modular Assemblies for External Boring

CBR專用加長連接桿
CBR Extension Adapters

BST刀桿系列
BST Boring System

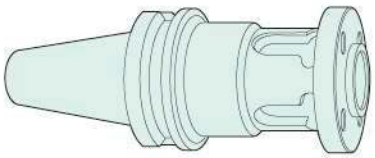

搪孔刀桿
Taper Shank

P49

P29

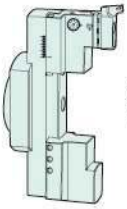

Ø200以上CBM組合式大徑精搪刀
Large Diameter Micro Adjustment Boring Head

P25

Ø200以上RBH-LA組合式大徑粗搪刀
Large Diameter Rough Boring Head

BR200 連接盤
BR200 Flange

P9

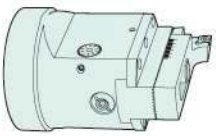

CBM100精密微調精鏜刀
CBM100 Micro Adjustment Boring Head

P21

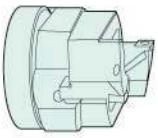

RBH120,160LA可調式雙刃粗搪刀
RBH LA Indexable Rough Boring Head

P23

ø200以上RBH可調式大徑雙刃粗搪刀
RBH Indexable Rough Boring Head

P34

Ø150以上WBST四方柄大徑搪刀
Square Shank Large Hole Boring Head Fitted with WBST Tool Rest

CBM搪刀系列
CBM Boring Head System

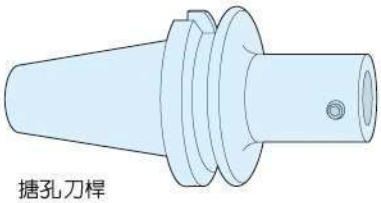

搪孔刀桿
Taper Shank

P49

P48

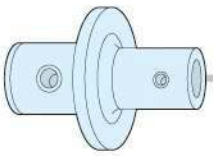

異徑搪刀延長桿
Extension (Reducing)

P48

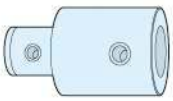

等徑搪刀延長桿
Extension (Constant Diameter)

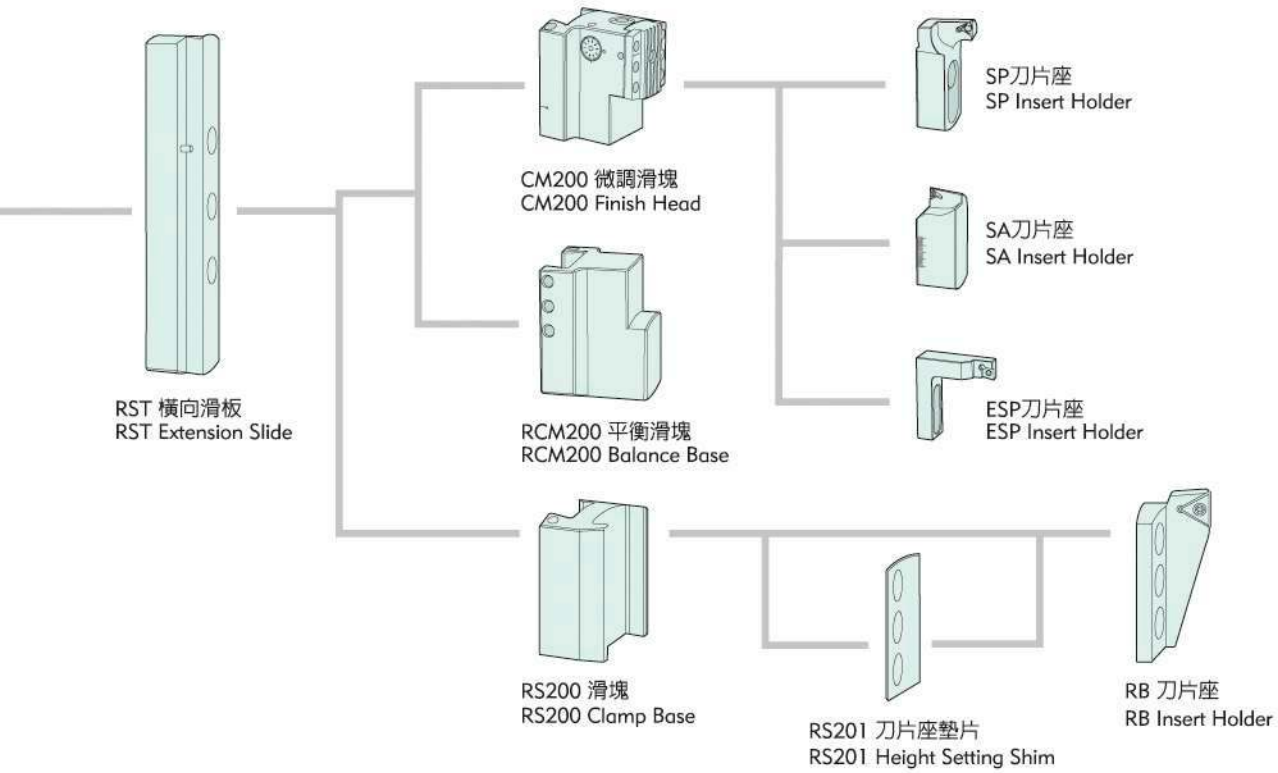

PROFESSIONAL TOOLS

BORING CUTTER SYSTEM

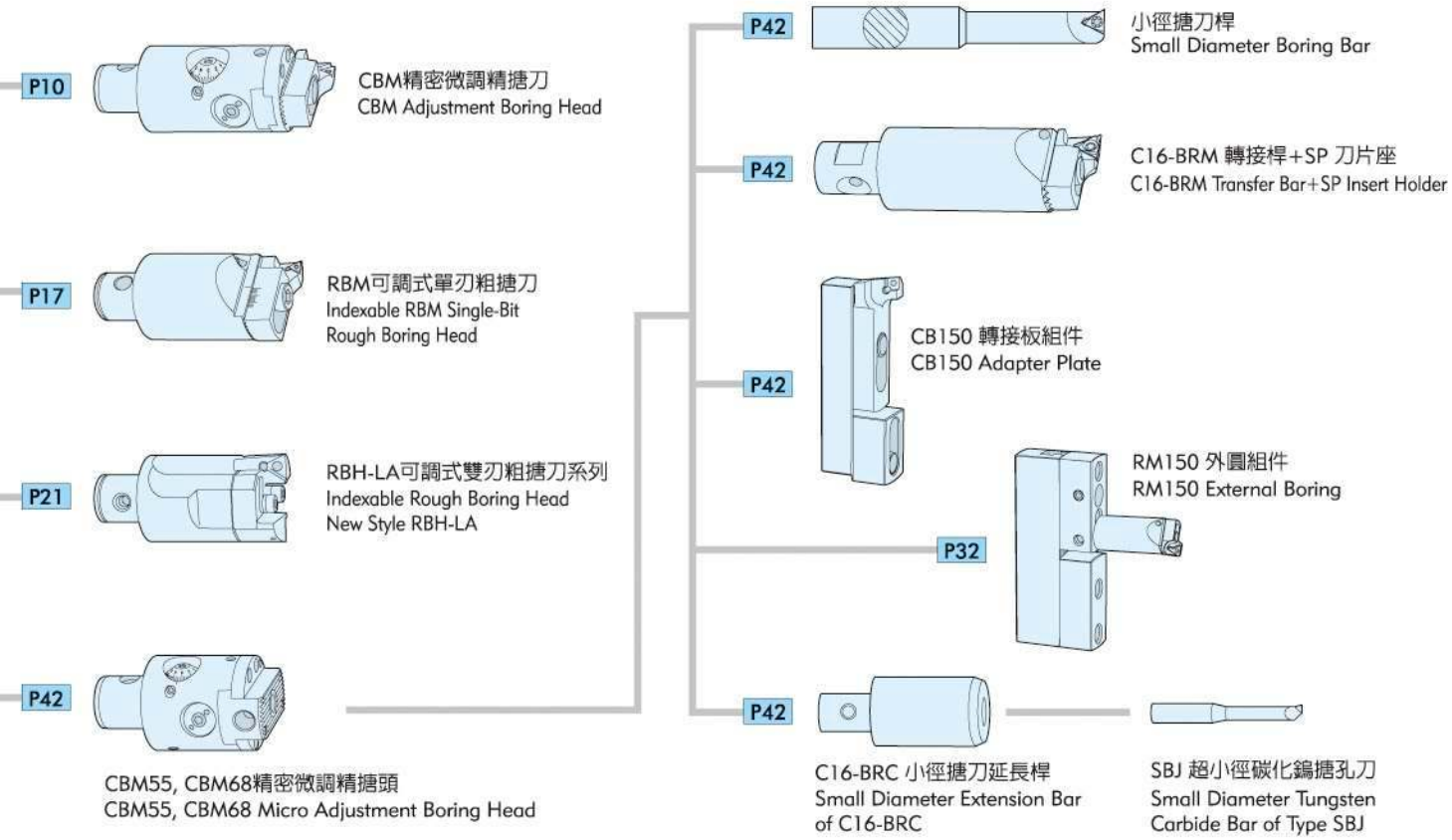

CBH FINISH BORING HEAD - Boring Range from Ø20 - Ø202mm
CBH 微調精搪刀系列

Feature

- CBH finish boring head is suitable for finish boring with working ranges from Ø20mm to Ø202mm on diameter.
- The dial has been graduated into 50 divisions, each of which is 0.01mm on diameter. Included along with a sub-dial for finer adjustment.
- High precision internal lead screw with inner lubrication is free from the effects of chip, featuring high durability.
- Coolant nozzle easily cools the insert, elongating its working life.
- Cartridge unit is housed in a square structure with two face support, providing high stability and rigidity.
- Replaceable insert holder for CBH32 and the above; it will be easier for maintenance and repair; can be used as a reverse boring.

- CBH精搪刀適用於精切削搪孔，工作範圍Ø20~Ø202mm均可搭配選用。
- 調整刻度為圓周50等分，每格調整尺寸為直徑0.01mm，另有副尺可作更精細之調整。
- 精密導程螺絲位於內部，不受切屑、磨耗、生鏽等影響，具有內部潤滑，精準耐用。
- 內藏式水孔，刀尖直接冷卻，刀片壽命長。
- 調整伸縮部為方型結構，雙支撐面固定，所以切削穩固且剛性大。
- CBH32以上刀片座為可更換式，方便維修，並可作為反向搪孔使用。

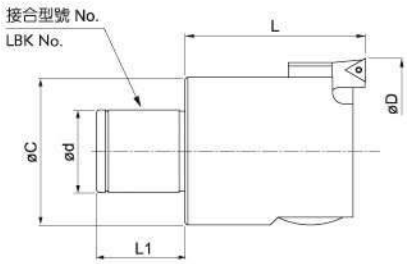

搪頭型號 Boring Head Type	接合型號 LBK No.	øC mm	ød mm	L1 mm	搪孔範圍 øD mm Boring Range	搪頭長度 mm Length	刀片規格/螺絲/刀片扳手 Insert/Clamping Screw/Wrench	重量 kg Weight
CBH20	LBK1	19	11	13	20-26	35	TB06/Ø2.7xM2/T6 TP08/Ø3.2xM2/T6 TC09/Ø3.2xM2/T6	0.1
CBH25	LBK2	24	14	16	25-33	40		0.2
CBH32	LBK3	31	18	20	32-42	40		0.3
CBH40	LBK4	39	22	24	40-55	50		0.5
CBH52	LBK5	50	28	30	52-75	60	TP08/Ø3.2xM2/T6 TP09/M2.5/T8 TC11/M2.5/T8	1.0
CBH68	LBK6	64	36	40	68-102	70		2.0
CBH100	LBK6	90	36	40	100-152	70		2.9
CBH150	LBK6	140	36	40	150-202	70		4.2
CBH100A	LBK7	90	58	50	100-152	70		3.8
CBH150A	LBK7	140	58	50	150-202	70		5.1

※CBH32以上刀片座為可更換式刀片座。 ※CBH32 and above items are replaceable insert holders.

CBH FINISH BORING HEAD+LBK SHANK (MAS 403BT)
CBH微調精搪刀+LBK刀柄 (MAS 403BT)

Fig.1

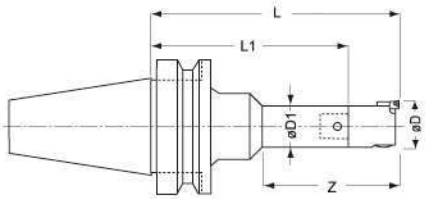

Fig.2

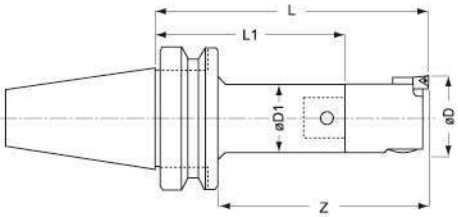

型號 Type	樣式 Fig.	搪孔範圍 øD(mm)	有效長 Z	組合內容 Tool Connection LBK刀桿 LBK shank	CBH刀頭CBH boring head	接合型號 LBK No.	全長 L	刀桿長 L1	刀桿外徑 øD1	重量 kg Weight
BT30-CBH20-105	2	20-26	75	BT30-LBK1-70	CBH20	1	105	70	19	0.6
BT30-CBH25-120		25-33	90	BT30-LBK2-80	CBH25	2	120	80	24	0.8
BT30-CBH32-120		32-42		BT30-LBK3-80	CBH32	3			31	1.0
BT30-CBH40-120		40-55		BT30-LBK4-70	CBH40	4		70	39	1.3
BT30-CBH52-120		52-75		BT30-LBK5-60	CBH52	5		60	50	1.8
BT30-CBH68-130		68-102	100	BT30-LBK6-60	CBH68	6	130		64	3.0
BT40-CBH20-110	2	20-26	75	BT40-LBK1-75	CBH20	1	110	75	19	1.1
BT40-CBH20-125			90	BT40-LBK1-90			125	90		1.2
BT40-CBH20-140			105	BT40-LBK1-105			140	105		1.3
BT40-CBH25-125		25-33	90	BT40-LBK2-85	CBH25	2	125	85	24	1.3
BT40-CBH25-140			105	BT40-LBK2-100			140	100		1.4
BT40-CBH25-155			120	BT40-LBK2-115			155	115		1.6
BT40-CBH32-135		32-42	100	BT40-LBK3-95	CBH32	3	135	95	31	1.5
BT40-CBH32-165			130	BT40-LBK3-125			165	125		1.8
BT40-CBH32-195			160	BT40-LBK3-155			195	155		2.0
BT40-CBH40-135		40-55	100	BT40-LBK4-85	CBH40	4	135	85	39	1.8
BT40-CBH40-180			145	BT40-LBK4-130			180	130		2.4
BT40-CBH40-225			190	BT40-LBK4-175			225	175		2.7
BT40-CBH52-135		52-75	100	BT40-LBK5-75	CBH52	5	135	75	50	2.3
BT40-CBH52-185			150	BT40-LBK5-125			185	125		3.3
BT40-CBH52-235			200	BT40-LBK5-175			235	175		4.0
BT40-CBH68-135		68-102	100	BT40-LBK6-65	CBH68	6	135	65	64	3.3
BT40-CBH68-185			150	BT40-LBK6-115			185	115		4.7
BT40-CBH68-235			200	BT40-LBK6-165			235	165		5.9
BT40-CBH100-135		100-152	100	BT40-LBK6-65	CBH100		135	65		4.2
BT40-CBH100-185			150	BT40-LBK6-115			185	115		5.6
BT40-CBH100-235			200	BT40-LBK6-165			235	165		6.8
BT40-CBH150-135		150-202	100	BT40-LBK6-65	CBH150		135	65		5.5
BT40-CBH150-185			150	BT40-LBK6-115			185	115		6.9
BT40-CBH150-235			200	BT40-LBK6-165			235	165		8.1
BT50-CBH20-150	1	20-26	75	BT50-LBK1-115	CBH20	1	150	115	31/19	4.1
BT50-CBH20-180			105	BT50-LBK1-145			180	145		4.2
BT50-CBH25-165		25-33	105	BT50-LBK2-125	CBH25	2	165	125	39/24	4.1
BT50-CBH25-195			135	BT50-LBK2-155			195	155		4.2
BT50-CBH32-165	2	32-42	120	BT50-LBK3-125	CBH32	3	165	125	31	4.4
BT50-CBH32-195			150	BT50-LBK3-155			195	155		4.5
BT50-CBH40-165		40-55	120	BT50-LBK4-115	CBH40	4	165	115	39	4.8
BT50-CBH40-195			150	BT50-LBK4-145			195	145		4.9
BT50-CBH40-225			180	BT50-LBK4-175			225	175		5.3
BT50-CBH40-265	1		210	BT50-LBK4-215			265	215	50/39	5.4
BT50-CBH52-165	2	52-75	120	BT50-LBK5-105	CBH52	5	165	105	50	5.5
BT50-CBH52-240			195	BT50-LBK5-180			240	180		6.5
BT50-CBH52-300			255	BT50-LBK5-240			300	240		7.2
BT50-CBH52-360	1		<Ø64=255L >Ø64=315L	BT50-LBK5-300			360	300	64/50	8.6
BT50-CBH68-165	2	68-102	120	BT50-LBK6-95	CBH68	6	165	95	64	6.5
BT50-CBH68-240			195	BT50-LBK6-170			240	170		8.3
BT50-CBH68-300			255	BT50-LBK6-230			300	230		9.6
BT50-CBH68-360			315	BT50-LBK6-290			360	290		11.0
BT50-CBH68-420	1		<Ø90=255L >Ø90=375L	BT50-LBK6-350			420	350	90/64	15.5
BT50-CBH100-165	2	100-152	120	BT50-LBK6-95	CBH100		165	95	64	7.4
BT50-CBH100-240			195	BT50-LBK6-170			240	170		9.2
BT50-CBH100-300			255	BT50-LBK6-230			300	230		10.5
BT50-CBH100-360			315	BT50-LBK6-290			360	290		11.9
BT50-CBH100-420	1		375	BT50-LBK6-350			420	350	90/64	16.4
BT50-CBH100A-170	2		130	BT50-LBK7-100	CBH100A	7	170	100	88	8.6
BT50-CBH100A-220			180	BT50-LBK7-150			220	150		10.3
BT50-CBH100A-270			230	BT50-LBK7-200			270	200		11.8
BT50-CBH100A-320			280	BT50-LBK7-250			320	250		12.8
BT50-CBH100A-370			330	BT50-LBK7-300			370	300		13.8
BT50-CBH100A-420			380	BT50-LBK7-350			420	350		15.8
BT50-CBH100A-470			430	BT50-LBK7-400			470	400		17.8
BT50-CBH100A-520			480	BT50-LBK7-450			520	450		20.9
BT50-CBH100A-570			530	BT50-LBK7-500			570	500		22.5
BT50-CBH150-165		150-202	120	BT50-LBK6-95	CBH150	6	165	95	64	8.7
BT50-CBH150-240			195	BT50-LBK6-170			240	170		10.5
BT50-CBH150-300			255	BT50-LBK6-230			300	230		11.8
BT50-CBH150-360			315	BT50-LBK6-290			360	290		13.2
BT50-CBH150-420	1		375	BT50-LBK6-350			420	350	90/64	17.7
BT50-CBH150A-170	2		130	BT50-LBK7-100	CBH150A	7	170	100	88	9.9
BT50-CBH150A-220			180	BT50-LBK7-150			220	150		11.6
BT50-CBH150A-270			230	BT50-LBK7-200			270	200		13.1
BT50-CBH150A-320			280	BT50-LBK7-250			320	250		14.1
BT50-CBH150A-370			330	BT50-LBK7-300			370	300		15.1
BT50-CBH150A-420			380	BT50-LBK7-350			420	350		17.1
BT50-CBH150A-470			430	BT50-LBK7-400			470	400		19.1
BT50-CBH150A-520			480	BT50-LBK7-450			520	450		22.2
BT50-CBH150A-570			530	BT50-LBK7-500			570	500		23.8

※ 有效長如果超出刀桿外徑5倍(øD1)時，需降低轉速以及使用R角0.2的刀片才能加工。或者請選擇 STABLELINE® 減震系列加工。

※ If the effective length exceed the arbor diameter (øD1) for 5 times, need reduce the cutting speed and use the blade with corner-R=0.2 for the machining. Or choose series of STABLELINE® for machining.

MBH FINISH BORING HEAD - Boring Range from Ø16 - Ø200mm
MBH 微調精搪刀系列

Feature

- MBH Finish Boring Head is suitable for fine boring with working range fromØ16 to Ø200mm on diameter.
- Every division for adjustment is 0.01mm on diameter.
- High precision lead screw and nut have been heat treated and hardened with high durability.
- Built-in coolant nozzle easy for chip removal and work cooling.
- Insert holder is with two-face support, free of vibration, which will also extend the working life of insert and ensure smoothness of working surface.

- MBH精搪刀適用於精切削搪孔，工作範圍Ø16~Ø200mm均可搭配選用。
- 調整刻度每格調整尺寸為直徑0.01mm。
- 精密導程螺絲與螺帽均經硬化處理，堅固耐用。
- 內藏式水孔，易於排屑與冷卻。
- 刀片座為兩面固定無振動產生，可增加刀片壽命與加工面光滑度。

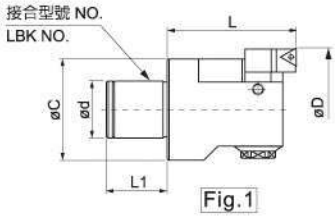

Fig.1

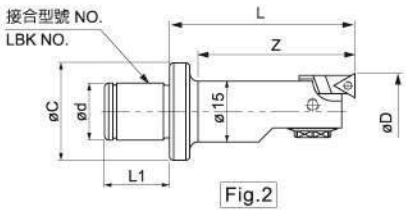

Fig.2

搪頭型號 Boring Head Type	樣式 Fig	接合型號 LBK No.	øC mm	ød mm	L1 mm	搪孔範圍 ØDmm Boring Range		搪頭長度 L Length mm	有效長 L1 mm	刀片規格 / 螺絲/刀片扳手 Insert/Clamping Screw/Wrench	重量 kg Weight
MBH16A	2	LBK2	24	14	16	16-20		55	50	WCGT02 / Ø2.7xM2 / T6	0.09
MBH16B	2	LBK2	24	14	16	16-20		80	75		0.12
MBH20	1	LBK1	19	11	13	20-26		35	35		0.07
MBH25	1	LBK2	24	14	16	25-32		40	40		0.12
MBH32	1	LBK3	31	18	20	32-42		40	40	TP09/M2.5/T8 ; TC09/Ø3.2xM2/T6 ; CC06/M2.5/T8	0.23
MBH40	1	LBK4	39	22	24	40-55		50	50	TP11/M3/T9 ; TC11/M2.5/T8 ; CC06/M2.5/T8	0.43
MBH52	1	LBK5	50	28	30	52-70		60	60		0.90
MBH68	1	LBK6	64	36	40	A	68-88	75	75	TP11 / M3 / T9; TC11 / M2.5 / T8 CC09 / M4 / T15	1.86
						B	85-105				
MBH100A	1	BST/LBK7	90	58	50	A	100-140	105	105	TP11 / M3 / T9 TC11 / M2.5 / T8 CC12 / M5 / T20	4.08
						B	120-160				
MBH140A	1	BST/LBK7	130	58	50	A	140-180	105	105		5.45
						B	160-200				

※MBH68, MBH100, MBH140各有A,B兩款刀片座，由使用者自行更換，以達到最大搪孔範圍。
※Each of MBH68, MBH100 or MBH140 is with both A and B insert-holders for exchange on demand to obtain the maximum boring range.

MBH FINISH BORING HEAD+LBK SHANK (MAS 403BT)
MBH 微調精搪刀系列+LBK刀柄

Fig.1
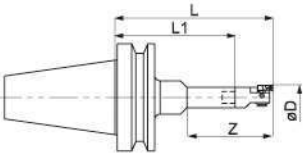

Fig.2
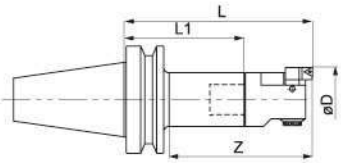

Fig.3
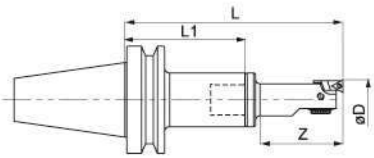

型號 Type	樣式 Fig.	搪孔範圍 øD(mm)	有效長 Z	組合內容 Tool Connection LBK刀桿 LBK shank	MBH刀頭 MBH boring head	接合型號 LBK No.	全長 L	刀桿長 L1	刀桿外徑 øD1	重量 kg Weight
BT30-MBH16A-135	3	16-20	50	BT30-LBK2-80	MBH16A	2	135	80	24	0.69
BT30-MBH16B-160			75		MBH16B		160			0.72
BT30-MBH20-105	2	20-26	75	BT30-LBK1-70	MBH20	1	105	70	19	0.57
BT30-MBH25-120		25-32	90	BT30-LBK2-80	MBH25	2	120	80	24	0.72
BT30-MBH32-120		32-42		BT30-LBK3-80	MBH32	3	120		31	0.93
BT30-MBH40-120		40-55		BT30-LBK4-70	MBH40	4	120	70	39	1.23
BT30-MBH52-120		52-70		BT30-LBK5-60	MBH52	5	120	60	50	1.7
BT30-MBH68-135		68-105	105	BT30-LBK6-60	MBH68	6	135		64	2.86
BT40-MBH16A-140	3	16-20	50	BT40-LBK2-85	MBH16A	2	140	85	24	1.19
BT40-MBH16B-165			75		MBH16B		165			1.22
BT40-MBH20-110	2	20-26	75	BT40-LBK1-75	MBH20	1	110	75	19	1.07
BT40-MBH20-125			90	BT40-LBK1-90			125	90		1.20
BT40-MBH20-140			105	BT40-LBK1-105			140	105		1.27
BT40-MBH25-125		25-32	90	BT40-LBK2-85	MBH25	2	125	85	24	1.22
BT40-MBH25-140			105	BT40-LBK2-100			140	100		1.40
BT40-MBH25-155			120	BT40-LBK2-115			155	115		1.52
BT40-MBH32-135		32-42	100	BT40-LBK3-95	MBH32	3	135	95	31	1.43
BT40-MBH32-165			130	BT40-LBK3-125			165	125		1.73
BT40-MBH32-195			160	BT40-LBK3-155			195	155		1.93
BT40-MBH40-135		40-55	100	BT40-LBK4-85	MBH40	4	135	85	39	1.73
BT40-MBH40-180			145	BT40-LBK4-130			180	130		2.33
BT40-MBH40-225			190	BT40-LBK4-175			225	175		2.63
BT40-MBH52-135		52-70	100	BT40-LBK5-75	MBH52	5	135	75	50	2.2
BT40-MBH52-185			150	BT40-LBK5-125			185	125		3.2
BT40-MBH52-235			200	BT40-LBK5-175			235	175		3.9
BT40-MBH68-140		68-105	105	BT40-LBK6-65	MBH68	6	140	65	64	3.16
BT40-MBH68-190			155	BT40-LBK6-115			190	115		4.56
BT40-MBH68-240			205	BT40-LBK6-165			240	165		5.76
BT40-MBH100A-205		100-160	170	BT40-LBK7-100	MBH100A	7	205	100	88	6.98
BT40-MBH140A-205		140-200			MBH140A					8.35
BT50-MBH16A-165	3	16-20	50	BT50-LBK2-110	MBH16A	2	165	110	24	3.99
BT50-MBH16B-190			75		MBH16B		190			4.02
BT50-MBH20-150	1	20-26	75	BT50-LBK1-115	MBH20	1	150	115	31/19	4.07
BT50-MBH20-180			105	BT50-LBK1-145			180	145		4.17
BT50-MBH25-165		25-32	105	BT50-LBK2-125	MBH25	2	165	125	39/24	4.02
BT50-MBH25-195			135	BT50-LBK2-155			195	155		4.12
BT50-MBH32-165	2	32-42	120	BT50-LBK3-125	MBH32	3	165	125	31	4.33
BT50-MBH32-195			150	BT50-LBK3-155			195	155		4.43
BT50-MBH40-165		40-55	120	BT50-LBK4-115	MBH40	4	165	115	39	4.73
BT50-MBH40-195			150	BT50-LBK4-145			195	145		4.83
BT50-MBH40-225			180	BT50-LBK4-175			225	175		5.23
BT50-MBH40-265	1		210	BT50-LBK4-215			265	215	50/39	5.33
BT50-MBH52-165	2	52-70	120	BT50-LBK5-105	MBH52	5	165	105	50	5.4
BT50-MBH52-240			195	BT50-LBK5-180			240	180		6.4
BT50-MBH52-300			255	BT50-LBK5-240			300	240		7.1
BT50-MBH52-360	1		<Ø64=255L >Ø64=315L	BT50-LBK5-300			360	300	64/50	8.5
BT50-MBH68-170	2	68-105	125	BT50-LBK6-95	MBH68	6	170	95	64	6.36
BT50-MBH68-245			200	BT50-LBK6-170			245	170		8.16
BT50-MBH68-305			260	BT50-LBK6-230			305	230		9.46
BT50-MBH68-365			320	BT50-LBK6-290			365	290		10.86
BT50-MBH68-425	1		<Ø90=260L >Ø90=380L	BT50-LBK6-350			425	350	90/64	15.36
BT50-MBH100A-205	2	100-160	160	BT50-LBK7-100	MBH100A	7	205	100	88	8.88
BT50-MBH100A-255			210	BT50-LBK7-150			255	150		10.58
BT50-MBH100A-305			260	BT50-LBK7-200			305	200		12.08
BT50-MBH100A-355			310	BT50-LBK7-250			355	250		13.08
BT50-MBH100A-405			360	BT50-LBK7-300			405	300		14.08
BT50-MBH100A-455			410	BT50-LBK7-350			455	350		16.08
BT50-MBH100A-505			460	BT50-LBK7-400			505	400		18.08
BT50-MBH100A-555			510	BT50-LBK7-450			555	450		21.18
BT50-MBH100A-605			560	BT50-LBK7-500			605	500		22.78
BT50-MBH140A-205		150-202	160	BT50-LBK7-100	MBH140A		205	100		10.25
BT50-MBH140A-255			210	BT50-LBK7-150			255	150		11.95
BT50-MBH140A-305			260	BT50-LBK7-200			305	200		13.45
BT50-MBH140A-355			310	BT50-LBK7-250			355	250		14.45
BT50-MBH140A-405			360	BT50-LBK7-300			405	300		15.45
BT50-MBH140A-455			410	BT50-LBK7-350			455	350		17.45
BT50-MBH140A-505			460	BT50-LBK7-400			505	400		19.45
BT50-MBH140A-555			510	BT50-LBK7-450			555	450		22.55
BT50-MBH140A-605			560	BT50-LBK7-500			605	500		24.15

※ 有效長如果超出刀桿外徑5倍(øD1)時，需降低轉速以及使用R角0.2的刀片才能加工。或者請選擇 STABLELINE® 減震系列加工。

※ If the effective length exceed the arbor diameter (øD1) for 5 times, need reduce the cutting speed and use the blade with corner-R=0.2 for the machining. Or choose series of STABLELINE® for machining.

CBM MICRO ADJUSTMENT BORING HEAD AND INSERT HOLDER

- Boring Range from Ø18 - Ø204mm, Reverse Boring Range from Ø20 - Ø214mm

CBM精密微調精搪頭與刀片座

- 正搪孔範圍Ø18 - Ø204mm, 反搪孔範圍Ø20 - Ø214mm

Feature

- CBM Micro adjustment boring head is suitable for fine boring.
- The dial adjustment is each 0.002mm on diameter.
- High precision internal lead screw with inner lubrication is free from the effects of chip, featuring high durability.
- Coolant nozzle easily cools the insert elongating its working life.
- The insert holder is fixed by toothed instruction, proving high stability and width working range.
- Forward cutting or reverse cutting by exchange insert holder.

- CBM精密微調精搪刀適用於精切削搪孔。
- 調整刻度每格調整尺寸為直徑0.002mm。
- 精密導程螺絲位於內部，不受切屑、磨耗、生鏽等影響，具有內部潤滑，精準耐用。
- 內藏式水孔，刀尖直接冷卻，刀片壽命長。
- 刀片座由齒形結合結構固定，切削穩定，加工範圍廣泛。
- 更換刀片座即可進行正向或反向搪孔加工。

CBM55-SP55

CBM55-SA55

CBM100-SP100

CBM68-CB150-RCM100-SP100

正搪搪刀 Forward Boring

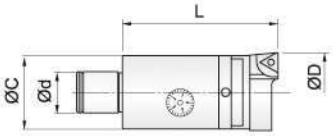

Fig.1

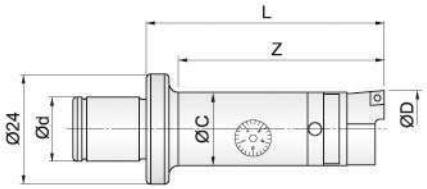

Fig.2

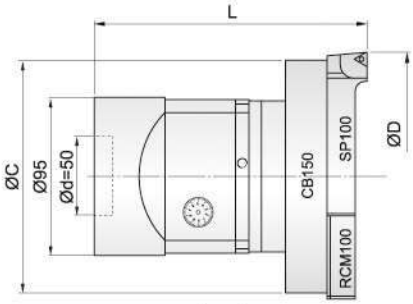

Fig.3

反搪搪刀 Reverse Boring

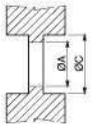

反搪最小刀具通過孔徑 $ØA > \frac{ØD+ØC}{2} + 1$

ØD=加工直徑　ØC=搪刀柄徑

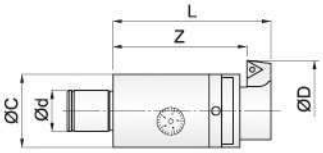

Fig.1

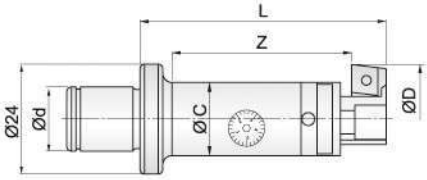

Fig.2

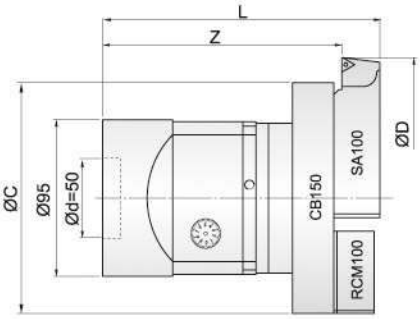

Fig.3

搪頭型號 Boring Head No.	樣式 Fig	接合型號 LBK No.	ØC	Ød	正搪 Forward Boring			反搪 Reverse Boring				刀片規格/螺絲/扳手 Insert/Clamp Screw/ Wrench	重量 kg Weight
					刀片座 Cutting Insert Holder	搪孔範圍 Boring Ranges	搪頭長度 L Length	刀片座 Cutting Insert Holder	搪孔範圍 Boring Ranges	搪頭長度 L Length	有效長 Z Length		
CBM18A	2	LBK2	16	14	SP18	18-23	60/Z50	SA18	20-25	60	40		0.10
CBM18B	2	LBK2	16	14	SP18	18-23	85/Z75	SA18	20-25	85	65	CC06 / M2.5 / T8	0.14
CBM18-M10	1	M10	16	M10	SP18	18-23	55	SA18	20-25	55	45		0.06
CBM22	1	LBK1	20	11	SP22	22-29	40	SA22	24-32	40	30		0.09
CBM27	1	LBK2	25	14	SP27	27-40	50	SA27	31-41	50	40	CC06 / M2.5 / T8 TP09 / M2.5 / T8	0.17
CBM35	1	LBK3	32	18	SP35	35-50	65	SA35	38-52	65	50		0.36
CBM45	1	LBK4	40	22	SP45	45-65	80	SA45	50-65	80	70		0.71
CBM55	1	LBK5	50	28	SP55	55-80	85	SA55	60-84	85	60		1.04
CBM55	1	LBK5	50	28	SP68	68-104	95	SA68	78-115	95	70		1.11
CBM55	1	LBK5	50	28	SP100	100-154	95	SA100	110-164	95	70		1.22
CBM55	3	LBK5	140	28	CB150 RCM100 SP100	150-204	120	CB150 RCM100 SA100	160-214	120	95		2.13
CBM68	1	LBK6	63	36	SP68	68-104	100	SA68	78-115	100	75	CC09 / M4 / T15 TP09 / M2.5 / T8 TC11 / M2.5 / T8	2.00
CBM68	1	LBK6	63	36	SP100	100-154	100	SA100	110-164	100	75		2.11
CBM68	3	LBK6	140	36	CB150 RCM100 SP100	150-204	125	CB150 RCM100 SA100	160-214	125	100		3.02
CBM100	1	LBK7	88	58	SP100	100-154	120	SA100	110-164	120	95		2.78
CBM100	3	LBK7	140	58	CB150 RCM100 SP100	150-204	145	CB150 RCM100 SA100	160-214	145	120		4.50

※CB150為轉接板。　※RCM100為平衡塊。　※CBM搪頭標配為正搪SP刀片座，反搪SA刀片座為選配。
※另有CB200 轉接板，加工範圍Ø200~Ø254mm。　※另有CB250 轉接板，加工範圍Ø250~Ø304mm。
※CB150: Adapter plate. ※RCM100: Balance base　※Standard parts of SP cutting insert holder for CBM boring head; option of SA reverse cutting insert holder.
※Attached with CB200 adapter plate, working range from ø200~ø254mm on diameter.
※Attached with CB250 adapter plate, working range from ø250~ø354mm on diameter.

CBM MICRO ADJUSTMENT BORING HEAD+LBK SHANK (MAS 403BT)
CBM精密微調正搪孔刀+LBK刀柄 (MAS 403BT)

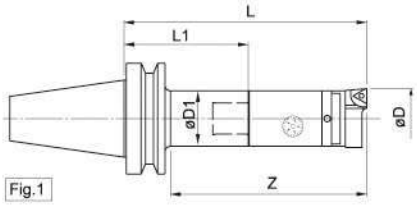

Fig.1

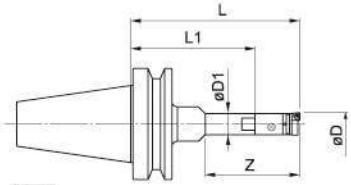

Fig.2

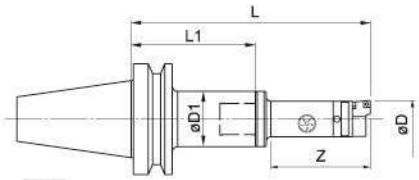

Fig.3

組合規格 Tools Connection		樣式 Fig	搪孔範圍 Boring Ranges øD (mm)	有效長 Z (mm)	總長 Length L (mm)	刀桿長 L1 (mm)	刀桿外徑 øD1 (mm)	重量(kg) Weight
搪頭型號 Type	刀桿 LBK Shank							
CBM18A-SP18	BT30-LBK2-80	3	18-23	50	140	80	24	0.70
CBM18B-SP18				75	165			0.74
CBM22-SP22	BT30-LBK1-70	1	22-29	80	110	70	19	0.59
CBM27-SP27	BT30-LBK2-80		27-40	100	130	80	24	0.77
CBM35-SP35	BT30-LBK3-80		35-50	115	145		31	1.06
CBM45-SP45	BT30-LBK4-70		45-65	120	150	70	39	1.51
CBM55-SP55	BT30-LBK5-60		55-80	115	145	60	50	1.84
CBM68-SP68	BT30-LBK6-60		68-104	130	160		64	3.00
CBM18A-SP18	BT40-LBK2-85	3	18-23	50	145	85	24	1.20
CBM18B-SP18				75	170			1.24
CBM22-SP22	BT40-LBK1-75	1	22-29	80	115	75	19	1.09
	BT40-LBK1-90			95	130	90		1.26
CBM27-SP27	BT40-LBK2-85		27-40	100	135	85	24	1.27
	BT40-LBK2-100			115	150	100		1.32
CBM35-SP35	BT40-LBK3-95		35-50	125	160	95	31	1.56
	BT40-LBK3-125			155	190	125		1.86
CBM45-SP45	BT40-LBK4-85		45-65	130	165	85	39	2.01
	BT40-LBK4-130			175	210	130		2.61
CBM55-SP55	BT40-LBK5-75		55-80	125	160	75	50	2.34
	BT40-LBK5-125			175	210	125		3.34
CBM55-SP68	BT40-LBK5-75		68-104	135	170	75		2.41
	BT40-LBK5-125			185	220	125		3.41
CBM55-SP100	BT40-LBK5-75		100-154	135	170	75		2.52
	BT40-LBK5-125			185	220	125		3.52
CBM55-CB150-RCM100-SP100	BT40-LBK5-75		150-204	160	195	75		3.43
	BT40-LBK5-125			210	245	125		4.43
CBM68-SP68	BT40-LBK6-65		68-104	130	165	65	64	3.30
	BT40-LBK6-115			180	215	115		4.70
	BT40-LBK6-165			230	265	165		5.90
CBM68-SP100	BT40-LBK6-65		100-154	130	165	65		3.41
	BT40-LBK6-115			180	215	115		4.81
	BT40-LBK6-165			230	265	165		6.01
CBM68-CB150-RCM100-SP100	BT40-LBK6-65		150-204	155	190	65		4.32
	BT40-LBK6-115			205	240	115		5.72
	BT40-LBK6-165			255	290	165		6.92
CBM100-SP100	BT40-LBK7-100		100-154	185	220	100	88	7.40
CBM100-CB150-RCM100-SP100			150-204	210	245			8.40

★紅字標示為高長徑比，需使用刀尖R0.2刀片，並降低轉速與進給。 ★The red word is in high times depth boring, please use tip R0.2 insert for machineing, also reduce speed and feed.

組合規格 Tools Connection		樣式 Fig	搪孔範圍 Boring Ranges øD (mm)	有效長 Z (mm)	總長 Length L (mm)	刀桿長 L1 (mm)	刀桿外徑 øD1 (mm)	重量 (kg) Weight
搪頭型號 Type	刀桿 LBK Shank							
CBM18A-SP18	BT50-LBK2-125	3	18-23	50	185	125	39/24	4.00
CBM18B-SP18				75	210			4.04
CBM22-SP22	BT50-LBK1-115	2	22-29	80	155	115	31/19	4.09
CBM27-SP27	BT50-LBK2-125		27-40	115	175	125	39/24	4.07
CBM35-SP35	BT50-LBK3-125	1	35-50	145	190	125	31	4.46
CBM45-SP45	BT50-LBK4-115		45-65	150	195	115	39	5.01
	BT50-LBK4-145			180	225	145		5.11
CBM55-SP55	BT50-LBK5-105		55-80	145	190	105	50	5.54
	BT50-LBK5-180			220	265	180		6.54
CBM55-SP68	BT50-LBK5-105		68-104	155	200	105		5.61
	BT50-LBK5-180			230	275	180		6.61
CBM55-SP100	BT50-LBK5-105		100-154	155	200	105		5.72
	BT50-LBK5-180			230	275	180		6.72
CBM55-CB150-RCM100-SP100	BT50-LBK5-105		150-204	180	225	105		7.52
	BT50-LBK5-180			255	300	180		8.52
CBM68-SP68	BT50-LBK6-95		68-104	150	195	95	64	6.50
	BT50-LBK6-170			225	270	170		8.30
	BT50-LBK6-230			285	330	230		9.60
	BT50-LBK6-290			345	390	290		11.00
	BT50-LBK6-350	2		< Ø90=285 >Ø90=405	450	350	90/64	15.50
CBM68-SP100	BT50-LBK6-95	1	100-154	150	195	95	64	6.50
	BT50-LBK6-170			225	270	170		8.30
	BT50-LBK6-230			285	330	230		9.60
	BT50-LBK6-290			345	390	290		11.00
	BT50-LBK6-350	2		405	450	350	90/64	15.50
CBM68-CB150-RCM100-SP100	BT50-LBK6-95	1	150-204	175	220	95	64	9.89
	BT50-LBK6-170			250	295	170		11.69
	BT50-LBK6-230			310	355	230		12.99
	BT50-LBK6-290			370	415	290		14.39
	BT50-LBK6-350	2		430	475	350	90/64	18.89
CBM100-SP100	BT50-LBK7-100	1	100-154	175	220	100	88	9.30
	BT50-LBK7-150			225	270	150		11.00
	BT50-LBK7-200			275	320	200		12.50
	BT50-LBK7-250			325	370	250		13.50
	BT50-LBK7-300			375	420	300		14.50
	BT50-LBK7-350			425	470	350		16.50
	BT50-LBK7-400			475	520	400		18.50
	BT50-LBK7-450			525	570	450		21.60
	BT50-LBK7-500			575	620	500		23.20
CBM100-CB150-RCM100-SP100	BT50-LBK7-100		150-204	200	245	100		10.30
	BT50-LBK7-150			250	295	150		12.00
	BT50-LBK7-200			300	345	200		13.50
	BT50-LBK7-250			350	395	250		14.50
	BT50-LBK7-300			400	445	300		15.50
	BT50-LBK7-350			450	495	350		17.50
	BT50-LBK7-400			500	545	400		19.50
	BT50-LBK7-450			550	595	450		22.60
	BT50-LBK7-500			600	645	500		24.20

※ 有效長如果超出刀桿外徑5倍(øD1)時，需降低轉速以及使用R角0.2的刀片才能加工。或者請選擇 STABLELINE® 減震系列加工。

※ If the effective length exceed the arbor diameter (øD1) for 5 times, need reduce the cutting speed and use the blade with corner-R=0.2 for the machining. Or choose series of STABLELINE® for machining.

CBM MICRO ADJUSTMENT BORING HEAD+LBK SHANK (MAS 403BT)
CBM精密微調反搪孔刀+LBK刀柄 (MAS 403BT)

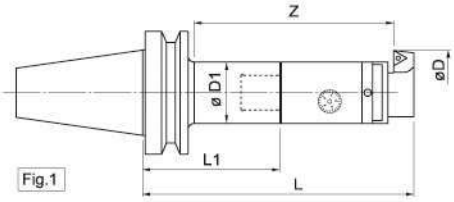

Fig.1

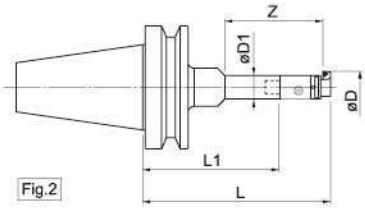

Fig.2

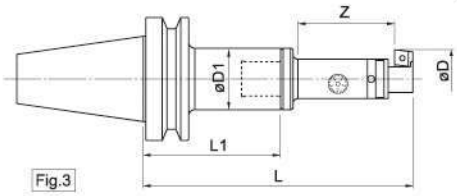

Fig.3

組合規格 Tools Connection		樣式 Fig	搪孔範圍 Boring Ranges øD (mm)	有效長 Z (mm)	總長 Length L (mm)	刀桿長 L1 (mm)	刀桿外徑 øD1 (mm)	重量(kg) Weight
搪頭型號 Type	刀桿 LBK Shank							
CBM18A-SA18	BT30-LBK2-80	3	20-25	40	140	80	24	0.70
CBM18B-SA18				65	165			0.74
CBM22-SA22	BT30-LBK1-70	1	24-32	70	110	70	19	0.59
CBM27-SA27	BT30-LBK2-80		31-41	90	130	80	24	0.77
CBM35-SA35	BT30-LBK3-80		38-52	100	145		31	1.06
CBM45-SA45	BT30-LBK4-70		50-65	110	150	70	39	1.51
CBM55-SA55	BT30-LBK5-60		60-84	90	145	60	50	1.84
CBM68-SA68	BT30-LBK6-60		78-115	105	160		64	3.00
CBM18A-SA18	BT40-LBK2-85	3	20-25	40	145	85	24	1.20
CBM18B-SA18				65	170			1.24
CBM22-SA22	BT40-LBK1-75	1	24-32	70	115	75	19	1.09
	BT40-LBK1-90			85	130	90		1.26
CBM27-SA27	BT40-LBK2-85		31-41	90	135	85	24	1.27
	BT40-LBK2-100			105	150	100		1.32
CBM35-SA35	BT40-LBK3-95		38-52	110	160	95	31	1.56
	BT40-LBK3-125			140	190	125		1.86
CBM45-SA45	BT40-LBK4-85		50-65	120	165	85	39	2.01
	BT40-LBK4-130			165	210	130		2.61
CBM55-SA55	BT40-LBK5-75		60-84	100	160	75	50	2.34
	BT40-LBK5-125			150	210	125		3.34
CBM55-SA68	BT40-LBK5-75		78-115	110	170	75		2.41
	BT40-LBK5-125			160	220	125		3.41
CBM55-SA100	BT40-LBK5-75		110-164	110	170	75		2.52
	BT40-LBK5-125			160	220	125		3.52
CBM55-CB150-RCM100-SA100	BT40-LBK5-75		160-214	135	195	75		3.43
	BT40-LBK5-125			185	245	125		4.43
CBM68-SA68	BT40-LBK6-65		78-115	105	165	65	64	3.30
	BT40-LBK6-115			155	215	115		4.70
	BT40-LBK6-165			205	265	165		5.90
CBM68-SA100	BT40-LBK6-65		110-164	105	165	65		3.41
	BT40-LBK6-115			155	215	115		4.81
	BT40-LBK6-165			205	265	165		6.01
CBM68-CB150-RCM100-SA100	BT40-LBK6-65		160-214	130	190	65		4.32
	BT40-LBK6-115			180	240	115		5.72
	BT40-LBK6-165			230	290	165		6.92
CBM100-SA100	BT40-LBK7-100		110-164	160	220	100	88	7.40
CBM100-CB150-RCM100-SA100			160-214	185	245			8.40

★紅字標示為高長徑比，需使用刀尖R0.2刀片，並降低轉速與進給。 ★The red font are in high times depth boring, please use tip R0.2 insert for machineing, also reduce speed and feed.

組合規格 Tools Connection		樣式 Fig	搪孔範圍 Boring Ranges øD(mm)	有效長 Z (mm)	總長 Length L (mm)	刀桿長 L1 (mm)	刀桿外徑 øD1 (mm)	重量 (kg) Weight
搪頭型號 Type	刀桿 LBK Shank							
CBM18A-SA18	BT50-LBK2-125	3	20-25	40	185	125	39/24	4.00
CBM18B-SA18				65	210			4.04
CBM22-SA22	BT50-LBK1-115	2	24-32	70	155	115	31/19	4.09
CBM27-SA27	BT50-LBK2-125		31-41	105	175	125	39/24	4.07
CBM35-SA35	BT50-LBK3-125	1	38-52	130	190	125	31	4.46
CBM45-SA45	BT50-LBK4-115		50-65	140	195	115	39	5.01
	BT50-LBK4-145			170	225	145		5.11
CBM55-SA55	BT50-LBK5-105		60-84	120	190	105	50	5.54
	BT50-LBK5-180			195	265	180		6.54
CBM55-SA68	BT50-LBK5-105		78-115	130	200	105		5.61
	BT50-LBK5-180			205	275	180		6.61
CBM55-SA100	BT50-LBK5-105		110-164	130	200	105		5.72
	BT50-LBK5-180			205	275	180		6.72
CBM55-CB150-RCM100-SA100	BT50-LBK5-105		160-214	155	225	105		7.52
	BT50-LBK5-180			230	300	180		8.52
CBM68-SA68	BT50-LBK6-95		78-115	125	195	95	64	6.50
	BT50-LBK6-170			200	270	170		8.30
	BT50-LBK6-230			260	330	230		9.60
	BT50-LBK6-290			320	390	290		11.00
	BT50-LBK6-350	2		< Ø90=260 >Ø90=380	450	350	90/64	15.50
CBM68-SA100	BT50-LBK6-95	1	110-164	125	195	95	64	6.50
	BT50-LBK6-170			200	270	170		8.30
	BT50-LBK6-230			260	330	230		9.60
	BT50-LBK6-290			320	390	290		11.00
	BT50-LBK6-350	2		380	450	350	90/64	15.50
CBM68-CB150-RCM100-SA100	BT50-LBK6-95	1	160-214	150	220	95	64	9.89
	BT50-LBK6-170			225	295	170		11.69
	BT50-LBK6-230			280	355	230		12.99
	BT50-LBK6-290			345	415	290		14.39
	BT50-LBK6-350	2		405	475	350	90/64	18.89
CBM100-SA100	BT50-LBK7-100	1	110-164	150	220	100	88	9.30
	BT50-LBK7-150			200	270	150		11.00
	BT50-LBK7-200			250	320	200		12.50
	BT50-LBK7-250			300	370	250		13.50
	BT50-LBK7-300			350	420	300		14.50
	BT50-LBK7-350			400	470	350		16.50
	BT50-LBK7-400			450	520	400		18.50
	BT50-LBK7-450			500	570	450		21.60
	BT50-LBK7-500			550	620	500		23.20
CBM100-CB150-RCM100-SA100	BT50-LBK7-100		160-214	175	245	100		10.30
	BT50-LBK7-150			225	295	150		12.00
	BT50-LBK7-200			275	345	200		13.50
	BT50-LBK7-250			325	395	250		14.50
	BT50-LBK7-300			375	445	300		15.50
	BT50-LBK7-350			425	495	350		17.50
	BT50-LBK7-400			475	545	400		19.50
	BT50-LBK7-450			525	595	450		22.60
	BT50-LBK7-500			575	645	500		24.20

※ 有效長如果超出刀桿外徑5倍(øD1)時，需降低轉速以及使用R角0.2的刀片才能加工。或者請選擇 STABLELINE® 減震系列加工。

※ If the effective length exceed the arbor diameter (øD1) for 5 times, need reduce the cutting speed and use the blade with corner-R=0.2 for the machining. Or choose series of STABLELINE® for machining.

INDEXABLE RBM SINGLE-BIT ROUGH BORING HEAD SERIES

- Forward Boring Range from Ø18 - Ø204mm, Reverse Boring Range from Ø20 - Ø214mm

RBM可調式單刃粗搪刀系列

- 正搪孔範圍Ø18 - Ø204mm, 反搪孔範圍Ø20 - Ø214mm

Feature

- Indexable RBM single-bit rough boring head is applied to rough boring machining.
- Built-in coolant nozzle cool the tip, good for insert's use.
- The toothed construction of insert holder provide high stability for cutting and wide working range.
- Exchangeble insert holder provide easy exchang of forward and reverse boring.

- RBM可調式單刃粗搪刀適用於粗切削搪孔。
- 內藏式水孔，刀尖直接冷卻，刀片壽命長。
- 刀片座由齒形結合結構固定，切削穩定，加工範圍廣泛。
- 更換刀片座即可進行正向或反向搪孔加工。

RBM55-SP55

RBM55-SA55

RBM18A-SP18

RBM68-CB150-RCM100-SP100

正搪搪刀 Forward Boring

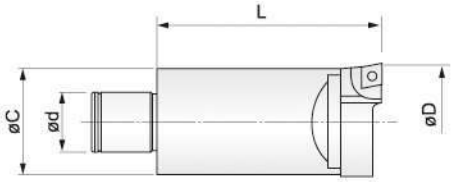

Fig.1

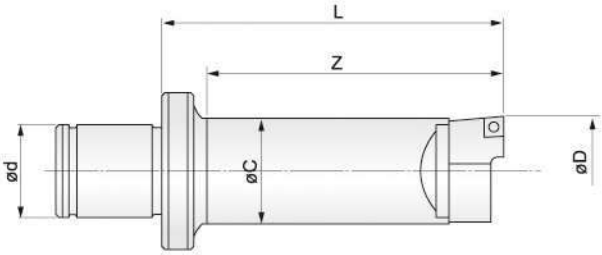

Fig.2

反搪搪刀 Reverse Boring

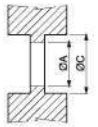

反搪最小刀具通過孔徑 $ØA > \frac{ØD+ØC}{2} + 1$

ØD=加工直徑　ØC=搪刀柄徑

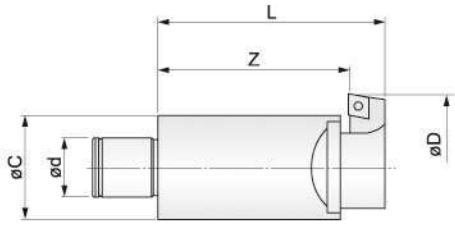

Fig.1

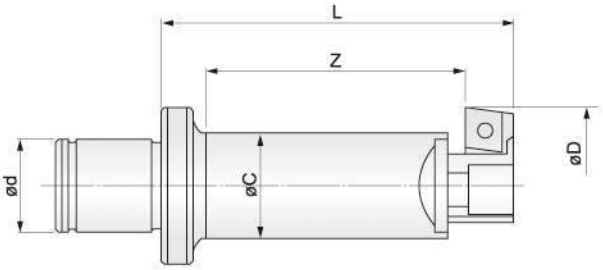

Fig.2

搪頭型號 Boring Head No.	樣式 Fig	接合型號 LBK No.	ØC (mm)	Ød (mm)	正搪 Forward Boring			反搪 Reverse Boring				刀片規格/螺絲/扳手 Insert/Clamp Screw/ Wrench	重量 (kg) Weight
					刀片座 Cutting Insert Holder	搪孔範圍 ØD(mm) Boring Ranges	搪頭長度 L (mm) Length	刀片座 Cutting Insert Holder	搪孔範圍 ØD(mm) Boring Ranges	搪頭長度 L (mm) Length	有效長 Z (mm) Length		
RBM18A	2	LBK2	16	14	SP18	18-23	60/Z50	SA18	20-25	60	40		0.10
RBM18B	2	LBK2	16	14	SP18	18-23	85/Z75	SA18	20-25	85	65		0.14
RBM18-M10	1	M10	16	M10	SP18	18-23	55	SA18	20-25	55	45		0.06
RBM22	1	LBK1	20	11	SP22	22-29	40	SA22	24-32	40	30	CC06 / M2.5 / T8	0.09
RBM27	1	LBK2	25	14	SP27	27-40	50	SA27	31-41	50	40		0.18
RBM35	1	LBK3	32	18	SP35	35-50	65	SA35	38-52	65	50		0.38
RBM45	1	LBK4	40	22	SP45	45-65	80	SA45	50-65	80	70		0.72
RBM55	1	LBK5	50	28	SP55	55-80	85	SA55	60-84	85	60		1.14
RBM55	1	LBK5	50	28	SP68	68-104	95	SA68	78-115	95	70		1.22
RBM55	1	LBK5	50	28	SP100	100-154	95	SA100	110-164	95	70		1.32
RBM68	1	LBK6	63	36	SP68	68-104	100	SA68	78-115	100	75	CC09/M4/T15	2.10
RBM68	1	LBK6	63	36	SP100	100-154	100	SA100	110-164	100	75		2.20
RBM68	1	LBK6	140	36	CB150 RCM100 SP100	150-204	125	CB150 RCM100 SA100	160-214	125	100		3.08

※CB150為轉接板。　※RCM100為平衡塊。　※RBM搪頭標配為正搪SP刀片座，反搪SA刀片座為選配。
※另有CB200 轉接板，加工範圍Ø200~Ø254mm 。　※另有CB250 轉接板，加工範圍Ø250~Ø304mm 。
※CB150: Adapter plate. ※RCM100: Balance base　※Standard parts of SP cutting insert holder for RBM boring head; option of SA reverse cutting insert holder.
※Attached with CB200 adapter plate, working range from ø200~ø254mm on diameter.
※Attached with CB250 adapter plate, working range from ø250~ø354mm on diameter.

INDEXABLE RBM SINGLE-BIT ROUGH BORING HEAD+LBK SHANK (MAS 403BT)
RBM可調式單刃粗搪正搪孔刀+LBK刀柄 (MAS 403BT)

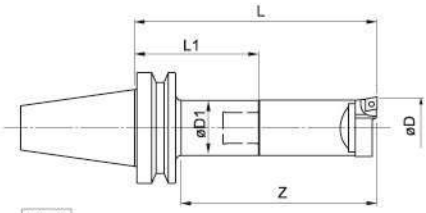

Fig.1

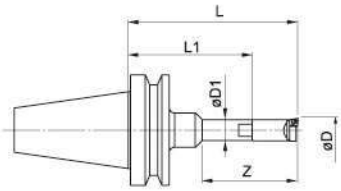

Fig.2

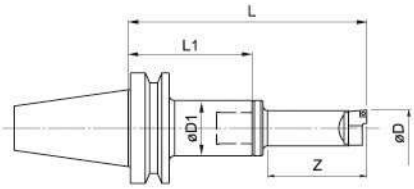

Fig.3

組合規格 Tools Connection		樣式 Fig	搪孔範圍 Boring Ranges øD(mm)	有效長 Z (mm)	總長 Length L (mm)	刀桿長 L1 (mm)	刀桿外徑 øD1 (mm)	重量 (kg) Weight
搪頭型號 Type	刀桿 LBK Shank							
RBM18A-SP18	BT30-LBK2-80	3	18-23	50	140	80	24	0.70
RBM18B-SP18				75	165			0.74
RBM22-SP22	BT30-LBK1-70	1	22-29	80	110	70	19	0.59
RBM27-SP27	BT30-LBK2-80		27-40	100	130	80	24	0.78
RBM35-SP35	BT30-LBK3-80		35-50	115	145		31	1.08
RBM45-SP45	BT30-LBK4-70		45-65	120	150	70	39	1.52
RBM55-SP55	BT30-LBK5-60		55-80	115	145	60	50	1.94
RBM68-SP68	BT30-LBK6-60		68-104	130	160		64	3.10
RBM18A-SP18	BT40-LBK2-85	3	18-23	50	145	85	24	1.20
RBM18B-SP18				75	170			1.24
RBM22-SP22	BT40-LBK1-75	1	22-29	80	115	75	19	1.09
	BT40-LBK1-90			95	130	90		1.15
RBM27-SP27	BT40-LBK2-85		27-40	100	135	85	24	1.28
	BT40-LBK2-100			115	150	100		1.33
RBM35-SP35	BT40-LBK3-95		35-50	125	160	95	31	1.58
	BT40-LBK3-125			155	190	125		1.88
RBM45-SP45	BT40-LBK4-85		45-65	130	165	85	39	2.02
	BT40-LBK4-130			175	210	130		2.62
RBM55-SP55	BT40-LBK5-75		55-80	125	160	75	50	2.44
	BT40-LBK5-125			175	210	125		3.44
RBM55-SP68	BT40-LBK5-75		68-104	135	170	75		2.52
	BT40-LBK5-125			185	220	125		3.52
RBM55-SP100	BT40-LBK5-75		100-154	135	170	75		2.62
	BT40-LBK5-125			185	220	125		3.62
RBM68-SP68	BT40-LBK6-65		68-104	130	165	65	64	3.40
	BT40-LBK6-115			180	215	115		4.80
	BT40-LBK6-165			230	265	165		6.00
RBM68-SP100	BT40-LBK6-65		100-154	130	165	65		3.50
	BT40-LBK6-115			180	215	115		4.90
	BT40-LBK6-165			230	265	165		6.10
RBM68-CB150-RCM100-SP100	BT40-LBK6-65		150-204	155	190	65		4.38
	BT40-LBK6-115			205	240	115		5.78
	BT40-LBK6-165			255	290	165		6.98

★紅字標示為高長徑比，需使用刀尖R0.2刀片，並降低轉速與進給。 ★The red font are in high times depth boring, please use tip R0.2 insert for machineing, also reduce speed and feed.

INDEXABLE RBM SINGLE-BIT ROUGH BORING HEAD+LBK SHANK (MAS 403BT)
RBM可調式單刃粗搪正搪孔刀+LBK刀柄 (MAS 403BT)

正搪
Forward Boring

組合規格 Tools Connection		樣式 Fig	搪孔範圍 Boring Ranges øD(mm)	有效長 Z (mm)	總長 Length L (mm)	刀桿長 L1 (mm)	刀桿外徑 øD1 (mm)	重量 (kg) Weight
搪頭型號 Type	刀桿 LBK Shank							
RBM18A-SP18	BT50-LBK2-125	3	18-23	50	185	125	39/24	4.00
RBM18B-SP18				75	210			4.04
RBM22-SP22	BT50-LBK1-115	2	22-29	80	155	115	31/19	4.09
RBM27-SP27	BT50-LBK2-125		27-40	115	175	125	39/24	4.08
RBM35-SP35	BT50-LBK3-125	1	35-50	145	190	125	31	4.48
RBM45-SP45	BT50-LBK4-115		45-65	150	195	115	39	5.02
	BT50-LBK4-145			180	225	145		5.12
RBM55-SP55	BT50-LBK5-105		55-80	145	190	105	50	5.64
	BT50-LBK5-180			220	265	180		6.64
RBM55-SP68	BT50-LBK5-105		68-104	155	200	105		5.72
	BT50-LBK5-180			230	275	180		6.72
RBM55-SP100	BT50-LBK5-105		100-154	155	200	105		5.82
	BT50-LBK5-180			230	275	180		6.82
RBM68-SP68	BT50-LBK6-95		68-104	150	195	95	64	6.60
	BT50-LBK6-170			225	270	170		8.40
	BT50-LBK6-230			285	330	230		9.70
	BT50-LBK6-290			345	390	290		11.0
	BT50-LBK6-350	2		< Ø90=285 >Ø90=405	450	350	90/64	15.60
RBM68-SP100	BT50-LBK6-95	1	100-154	150	195	95	64	6.70
	BT50-LBK6-170			225	270	170		8.50
	BT50-LBK6-230			285	330	230		9.80
	BT50-LBK6-290			345	390	290		11.22
	BT50-LBK6-350	2		405	450	350	90/64	15.70
RBM68-CB150- RCM100-SP100	BT50-LBK6-95	1	150-204	175	220	95	64	7.58
	BT50-LBK6-170			250	295	170		9.38
	BT50-LBK6-230			310	355	230		10.68
	BT50-LBK6-290			370	415	290		12.08
	BT50-LBK6-350	2		430	475	350	90/64	16.58

INDEXABLE RBM SINGLE-BIT ROUGH REVERSE BORING HEAD+LBK SHANK (MAS 403BT)
RBM可調式單刃粗搪反搪孔刀+LBK刀柄 (MAS 403BT)

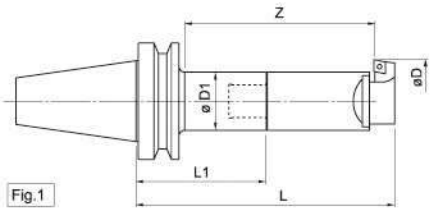

Fig.1

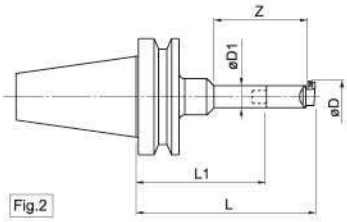

Fig.2

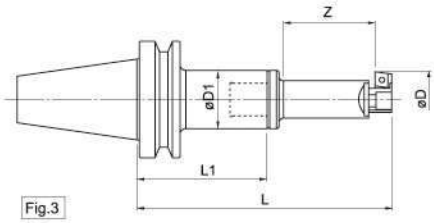

Fig.3

組合規格 Tools Connection		樣式 Fig	搪孔範圍 Boring Ranges øD(mm)	有效長 Z (mm)	總長 Length L (mm)	刀桿長 L1 (mm)	刀桿外徑 øD1 (mm)	重量 (kg) Weight
搪頭型號 Type	刀桿 LBK Shank							
RBM18A-SA18	BT30-LBK2-80	3	20-25	40	140	80	24	0.70
RBM18B-SA18				65	165			0.74
RBM22-SA22	BT30-LBK1-70	1	24-32	70	110	70	19	0.59
RBM27-SA27	BT30-LBK2-80		31-41	90	130	80	24	0.78
RBM35-SA35	BT30-LBK3-80		38-52	100	145		31	1.08
RBM45-SA45	BT30-LBK4-70		50-65	110	150	70	39	1.52
RBM55-SA55	BT30-LBK5-60		60-84	90	145	60	50	1.94
RBM68-SA68	BT30-LBK6-60		78-115	105	160		64	3.10
RBM18A-SA18	BT40-LBK2-85	3	20-25	40	145	85	24	1.20
RBM18B-SA18				65	170			1.24
RBM22-SA22	BT40-LBK1-75	1	24-32	70	115	75	19	1.09
	BT40-LBK1-90			85	130	90		1.15
RBM27-SA27	BT40-LBK2-85		31-41	90	135	85	24	1.28
	BT40-LBK2-100			105	150	100		1.33
RBM35-SA35	BT40-LBK3-95		38-52	110	160	95	31	1.58
	BT40-LBK3-125			140	190	125		1.88
RBM45-SA45	BT40-LBK4-85		50-65	120	165	85	39	2.02
	BT40-LBK4-130			165	210	130		2.62
RBM55-SA55	BT40-LBK5-75		60-84	100	160	75	50	2.44
	BT40-LBK5-125			150	210	125		3.44
RBM55-SA68	BT40-LBK5-75		78-115	110	170	75		2.52
	BT40-LBK5-125			160	220	125		3.52
RBM55-SA100	BT40-LBK5-75		110-164	110	170	75		2.62
	BT40-LBK5-125			160	220	125		3.62
RBM68-SA68	BT40-LBK6-65		78-115	105	165	65	64	3.40
	BT40-LBK6-115			155	215	115		4.80
	BT40-LBK6-165			205	265	165		6.00
RBM68-SA100	BT40-LBK6-65		110-164	105	165	65		3.50
	BT40-LBK6-115			155	215	115		4.90
	BT40-LBK6-165			205	265	165		6.10
RBM68-CB150-RCM100-SA100	BT40-LBK6-65		160-214	130	190	65		4.38
	BT40-LBK6-115			180	240	115		5.78
	BT40-LBK6-165			230	290	165		6.98

★紅字標示為高長徑比，需使用刀尖R0.2刀片，並降低轉速與進給。 ★The red font are in high times depth boring, please use tip R0.2 insert for machineing, also reduce speed and feed.

INDEXABLE RBM SINGLE-BIT ROUGH REVERSE BORING HEAD+LBK SHANK (MAS 403BT)
RBM可調式單刃粗搪反搪孔刀+LBK刀柄 (MAS 403BT)

反搪
Reverse Boring

組合規格 Tools Connection		樣式 Fig	搪孔範圍 Boring Ranges øD(mm)	有效長 Z (mm)	總長 Length L (mm)	刀桿長 L1 (mm)	刀桿外徑 øD1 (mm)	重量 (kg) Weight
搪頭型號 Type	刀桿 LBK Shank							
RBM18A-SA18	BT50-LBK2-125	3	20-25	40	185	125	39/24	4.00
RBM18B-SA18				65	210			4.04
RBM22-SA22	BT50-LBK1-115	2	24-32	70	155	115	31/19	4.09
RBM27-SA27	BT50-LBK2-125		31-41	105	175	125	39/24	4.08
RBM35-SA35	BT50-LBK3-125	1	38-52	130	190	125	31	4.48
RBM45-SA45	BT50-LBK4-115		50-65	140	195	115	39	5.02
	BT50-LBK4-145			170	225	145		5.12
RBM55-SA55	BT50-LBK5-105		60-84	120	190	105	50	5.64
	BT50-LBK5-180			195	265	180		6.64
RBM55-SA68	BT50-LBK5-105		78-115	130	200	105		5.72
	BT50-LBK5-180			205	275	180		6.72
RBM55-SA100	BT50-LBK5-105		110-164	130	200	105		5.82
	BT50-LBK5-180			205	275	180		6.82
RBM68-SA68	BT50-LBK6-95		78-115	125	195	95	64	6.60
	BT50-LBK6-170			200	270	170		8.40
	BT50-LBK6-230			260	330	230		9.70
	BT50-LBK6-290			320	390	290		11.10
	BT50-LBK6-350	2		< Ø90=260 >Ø90=380	450	350	90/64	15.60
RBM68-SA100	BT50-LBK6-95	1	110-164	125	195	95	64	6.70
	BT50-LBK6-170			200	270	170		8.50
	BT50-LBK6-230			260	330	230		9.80
	BT50-LBK6-290			320	390	290		11.20
	BT50-LBK6-350	2		380	450	350	90/64	15.70
RBM68-CB150- RCM100-SA100	BT50-LBK6-95	1	160-214	150	220	95	64	7.58
	BT50-LBK6-170			225	295	170		9.38
	BT50-LBK6-230			280	355	230		10.68
	BT50-LBK6-290			345	415	290		12.08
	BT50-LBK6-350	2		405	475	350	90/64	16.58

INDEXABLE TWIN-BIT ROUGH BORING HEAD RBH-LA

- Boring Range from Ø25 - Ø204mm

新型RBH-LA可調式雙刃粗搪刀系列

Feature

- Thickened cartridge with higher rigidity.
- Coolant nozzle easily cools the insert, elongating its working life.
- The design of chip pocket, improving chip flow of deep boring.
- Clamp plate solidifies cartridges and head, upgrading cutting rigidity.
- Patented step boring design; suitable for both level boring and step boring.
- RBH120LA and RBH160LA are replaceable insert holders.

- 刀片支持座厚度增加，剛性增強。
- 內藏式水孔，直接冷卻，刀片壽命長。
- 排屑槽設計，增加深孔排屑功能。
- 連接壓板使刀頭與刀座一體，增加切削剛性。
- 獨特高低段差設計，平刃或高低刃均可採用。
- RBH120LA與RBH160LA為可更換式刀片座。

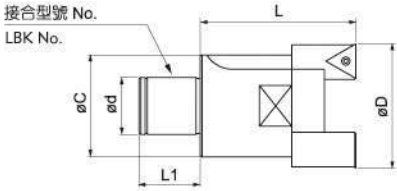

	搪頭型號 Boring Head Type	接合型號 LBK No.	搪孔範圍 øDmm Boring Range	L mm	øC mm	ød mm	L1 mm	刀片規格 Insert	重量 kg Weight
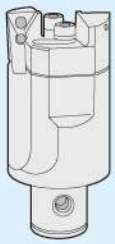	RBH25LA-C	LBK2	25~35	50	24	14	16	CCMT060204	0.15
	RBH32LA-C	LBK3	32~45	60	31	18	20	CCMT060204	0.3
	RBH32LA-T	LBK3	32~45	60	31	18	20	TCMT110204	0.3
	RBH40LA-C	LBK4	40~55	74	39	22	24	CCMT09T304	0.6
	RBH40LA-T	LBK4	40~55	74	39	22	24	TCMT16T304	0.6
	RBH40LA-S	LBK4	40~55	74	39	22	24	SCMT09T304	0.6
	RBH52LA-C	LBK5	52~75	80	50	28	30	CCMT09T304	1.0
	RBH52LA-T	LBK5	52~75	80	50	28	30	TCMT16T304	1.0
	RBH52LA-S	LBK5	52~75	80	50	28	30	SCMT09T304	1.0
	RBH68LA-C	LBK6	68~100	90	66	36	40	CCMT120408	2.5
	RBH68LA-T	LBK6	68~100	90	66	36	40	TCMT16T304	2.5
	RBH68LA-S	LBK6	68~100	90	66	36	40	SCMT120404	2.5
	RBH90LA-C	LBK6	90~130	100	88	36	40	CCMT120408	3.1
	RBH90LA-T	LBK6	90~130	100	88	36	40	TCMT16T304	3.1
	RBH90LA-S	LBK6	90~130	100	88	36	40	SCMT120404	3.1
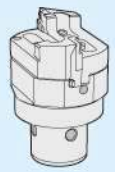	RBH90A-LAC	LBK7	90~130	100	88	58	50	CCMT120408	3.8
	RBH90A-LAT	LBK7	90~130	100	88	58	50	TCMT16T304	3.8
	RBH90A-LAS	LBK7	90~130	100	88	58	50	SCMT120404	3.8
	RBH120A-LAC	LBK7	120~164	95	100	58	50	CCMT120408	4.7
	RBH120A-LAT	LBK7	120~164	95	100	58	50	TCMT220408	4.7
	RBH120A-LAS	LBK7	120~164	95	100	58	50	SCMT120404	4.7
	RBH160A-LAC	LBK7	160~204	95	130	58	50	CCMT120408	5.6
	RBH160A-LAT	LBK7	160~204	95	130	58	50	TCMT220408	5.6
	RBH160A-LAS	LBK7	160~204	95	130	58	50	SCMT120404	5.6

RBH-LA INDEXABLE TWIN-BIT ROUGH BORING HEAD+LBK SHANK (MAS 403BT)

新型RBH-LA雙刃粗搪刀+LBK刀柄

Fig.1

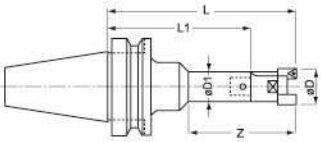

Fig.2

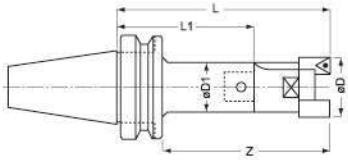

型 號 Type	樣式 Fig.	搪孔範圍 ØD(mm)	有效長 Z	組合內容Tool Connection		接合型號 LBK No.	全長 L	刀桿長 L1	刀桿外徑 ØD1	重量 kg Weight
				LBK刀桿 LBK shank	RBH-LA刀頭 RBH-LA boring head					
BT30-RBH25LA-130	2	25-35	100	BT30-LBK2-80	RBH25LA	2	130	80	24	0.8
BT30-RBH32LA-140		32-45	110	BT30-LBK3-80	RBH32LA	3	140		31	1.0
BT30-RBH40LA-140		40-55		BT30-LBK4-70	RBH40LA	4		70	39	1.4
BT30-RBH52LA-140		52-75		BT30-LBK5-60	RBH52LA	5		60	50	1.8
BT30-RBH68LA-150		68-100	120	BT30-LBK6-60	RBH68LA	6	150		64	3.5
BT30-RBH90LA-160		90-130	130		RBH90LA		160			4.1

型號 Type	樣式 Fig.	搪孔範圍 ØD(mm)	有效長 Z	組合內容 Tool Connection LBK刀桿 LBK shank	RBH-LA刀頭 RBH-LA boring head	接合型號 LBK No.	全長 L	刀桿長 L1	刀桿外徑 ØD1	重量 kg Weight
BT40-RBH25LA-135			100	BT40-LBK2-85			135	85		1.3
BT40-RBH25LA-150		25-35	115	BT40-LBK2-100	RBH25LA	2	150	100	24	1.4
BT40-RBH25LA-165			130	BT40-LBK2-115			165	115		1.6
BT40-RBH32LA-155			120	BT40-LBK3-95			155	95		1.5
BT40-RBH32LA-185		32-45	150	BT40-LBK3-125	RBH32LA	3	185	125	31	1.8
BT40-RBH32LA-215			180	BT40-LBK3-155			215	155		2.0
BT40-RBH40LA-155			120	BT40-LBK4-85			155	85		1.9
BT40-RBH40LA-200		40-55	165	BT40-LBK4-130	RBH40LA	4	200	130	39	2.5
BT40-RBH40LA-245			210	BT40-LBK4-175			245	175		2.8
BT40-RBH52LA-155	2		120	BT40-LBK5-75			155	75		2.3
BT40-RBH52LA-205		52-75	170	BT40-LBK5-125	RBH52LA	5	205	125	50	3.3
BT40-RBH52LA-255			220	BT40-LBK5-175			255	175		4.0
BT40-RBH68LA-155			120	BT40-LBK6-65			155	65		3.8
BT40-RBH68LA-205		68-100	170	BT40-LBK6-115	RBH68LA		205	115		5.2
BT40-RBH68LA-255			220	BT40-LBK6-165		6	255	165	64	6.4
BT40-RBH90LA-165			130	BT40-LBK6-65			165	65		4.4
BT40-RBH90LA-215		90-130	180	BT40-LBK6-115	RBH90LA		215	115		5.8
BT40-RBH90LA-265			230	BT40-LBK6-165			265	165		7.0
BT40-RBH120LA-195		120-164	160	BT40-LBK7-100	RBH120A-LA	7	195	100	88	7.0
BT40-RBH160LA-195		160-204			RBH160A-LA					8.0
BT50-RBH25LA-175	1	25-35	110	BT50-LBK2-125	RBH25LA	2	175	125	39/24	4.1
BT50-RBH25LA-205			140	BT50-LBK2-155			205	155		4.2
BT50-RBH32LA-185		32-45	135	BT50-LBK3-125	RBH32LA	3	185	125	31	4.4
BT50-RBH32LA-215			165	BT50-LBK3-155			215	155		4.5
BT50-RBH40LA-185	2		135	BT50-LBK4-115			185	115		4.9
BT50-RBH40LA-215		40-55	165	BT50-LBK4-145	RBH40LA	4	215	145	39	5.0
BT50-RBH40LA-245			195	BT50-LBK4-175			245	175		5.4
BT50-RBH40LA-285	1		225	BT50-LBK4-215			285	215	50/39	5.5
BT50-RBH52LA-185			135	BT50-LBK5-105			185	105		5.5
BT50-RBH52LA-260	2		210	BT50-LBK5-180			260	180	50	6.5
BT50-RBH52LA-320		52-75	270	BT50-LBK5-240	RBH52LA	5	320	240		7.2
BT50-RBH52LA-380	1		<Ø64=270L >Ø64=330L	BT50-LBK5-300			380	300	64/50	8.6
BT50-RBH68LA-185			135	BT50-LBK6-95			185	95		7.0
BT50-RBH68LA-260	2		210	BT50-LBK6-170			260	170	64	8.8
BT50-RBH68LA-320		68-100	270	BT50-LBK6-230	RBH68LA		320	230		10.1
BT50-RBH68LA-380			330	BT50-LBK6-290			380	290		11.5
BT50-RBH68LA-440	1		<Ø90=270L >Ø90=390L	BT50-LBK6-350		6	440	350	90/64	16.0
BT50-RBH90LA-195			145	BT50-LBK6-95			195	95		7.6
BT50-RBH90LA-270	2		220	BT50-LBK6-170			270	170	64	9.4
BT50-RBH90LA-330		90-130	280	BT50-LBK6-230	RBH90LA		330	230		10.7
BT50-RBH90LA-390			340	BT50-LBK6-290			390	290		12.1
BT50-RBH90LA-450	1		400	BT50-LBK6-350			450	350	90/64	16.6
BT50-RBH90A-LA-200			155	BT50-LBK7-100			200	100		8.6
BT50-RBH90A-LA-250			205	BT50-LBK7-150			250	150		10.3
BT50-RBH90A-LA-300			255	BT50-LBK7-200			300	200		11.8
BT50-RBH90A-LA-350			305	BT50-LBK7-250			350	250		12.8
BT50-RBH90A-LA-400		90-130	355	BT50-LBK7-300	RBH90A-LA		400	300		13.8
BT50-RBH90A-LA-450			405	BT50-LBK7-350			450	350		15.8
BT50-RBH90A-LA-500			455	BT50-LBK7-400			500	400		17.8
BT50-RBH90A-LA-550			505	BT50-LBK7-450			550	450		20.9
BT50-RBH90A-LA-600			555	BT50-LBK7-500			600	500		22.5
BT50-RBH120A-LA-195			150	BT50-LBK7-100			195	100		9.5
BT50-RBH120A-LA-245			200	BT50-LBK7-150			245	150		11.2
BT50-RBH120A-LA-295			250	BT50-LBK7-200			295	200		12.7
BT50-RBH120A-LA-345			300	BT50-LBK7-250			345	250		13.7
BT50-RBH120A-LA-395	2	120-164	350	BT50-LBK7-300	RBH120A-LA	7	395	300	88	14.7
BT50-RBH120A-LA-445			400	BT50-LBK7-350			445	350		16.7
BT50-RBH120A-LA-495			450	BT50-LBK7-400			495	400		18.7
BT50-RBH120A-LA-545			500	BT50-LBK7-450			545	450		21.8
BT50-RBH120A-LA-595			550	BT50-LBK7-500			595	500		23.4
BT50-RBH160A-LA-195			150	BT50-LBK7-100			195	100		10.4
BT50-RBH160A-LA-245			200	BT50-LBK7-150			245	150		12.1
BT50-RBH160A-LA-295			250	BT50-LBK7-200			295	200		13.6
BT50-RBH160A-LA-345			300	BT50-LBK7-250			345	250		14.6
BT50-RBH160A-LA-395		160-204	350	BT50-LBK7-300	RBH160A-LA		395	300		15.6
BT50-RBH160A-LA-445			400	BT50-LBK7-350			445	350		17.6
BT50-RBH160A-LA-495			450	BT50-LBK7-400			495	400		19.6
BT50-RBH160A-LA-545			500	BT50-LBK7-450			545	450		22.7
BT50-RBH160A-LA-595			550	BT50-LBK7-500			595	500		24.3

※ 有效長如果超出刀桿外徑5倍(øD1)時，需降低轉速以及使用R角0.2的刀片才能加工。或者請選擇 STABLELINE® 減震系列加工。

※ If the effective length exceed the arbor diameter (øD1) for 5 times, need reduce the cutting speed and use the blade with corner-R=0.2 for the machining. Or choose series of STABLELINE® for machining.

RBH INDEXABLE TWIN-BIT ROUGH BORING HEAD

- Boring Range from Ø200 - Ø500mm

Ø200以上RBH可調式大徑雙刃粗搪刀系列

Feature

- The head is suitable for single bit boring, twin-bit boring and step boring with working diameter from Ø200mm to Ø500mm on diameter.
- New cartridge style with built-up rib. The pressure imposed on both cartridges counteracts, bringing highest rigidity and cutting efficiency, suitable for a variety of borings.
- Boring head can be easily adjusted to different boring needs for machining on demand. Boring depth can be extended by tool connection.
- Clear side division provides a convenient adjustment without using a tool pre-setter.
- Most suitable for boring on various machine centers or boring mills. Universal design accepts inserts of any brands, which will reduce the time of tool grinding and greatly improve boring performance.
- Patented step boring design; suitable for both level boring and step boring.
- Boring heads over Ø200mm feature direct module, simple structure and high rigidity with adjustment range 100mm on diameter.
- Replaceable insert holders.

- 適用單刃搪孔，雙刃搪孔及高低階搪孔。搪孔範圍Ø200~Ø500mm。
- 新型刀刃滑座設計，刀背補強。加工時，滑座承受的兩個作用力相互抵消，產生最大剛性和切削力。適合各形態的搪孔作業。
- 可依照各種不同加工需求，輕易調整搪刀，做少量多樣的加工。備有多種長度刀桿可加工至所需深度。
- 清晰的側邊刻度，協助使用者輕易調整到所需的範圍，無須在刀具設定儀上預設。
- 最適合在各型切削中心機或搪床上配合使用，並可搭配各種廠牌相同規格的指定刀片，節省刀具研磨時間並大幅增加搪孔效率。
- 專利高低段差設計，平刃或高低刃均可採用。
- 直徑 Ø200mm 以上大孔徑搪刀，使用直接組件，結構簡單剛性強，調整範圍為直徑100mm。
- 可更換式刀片座。

Boring diameter
Ø200~500
mm

	搪頭型號 Boring Head Type	接合型號 BST No.	搪孔範圍ØDmm Boring Range	搪頭長度 L2 mm	刀片規格 Insert	重量 kg Weight
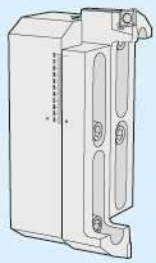	RBH200-C	BST Series	200~300	95	CCMT120408	7.0
	RBH200-T	BST Series	200~300	95	TCMT220408	7.0
	RBH200-S	BST Series	200~300	95	SCMT120404	7.0
	RBH300-C	BST Series	300~400	95	CCMT120408	10.7
	RBH300-T	BST Series	300~400	95	TCMT220408	10.7
	RBH300-S	BST Series	300~400	95	SCMT120404	10.7
	RBH400-C	BST Series	400~500	95	CCMT120408	14.0
	RBH400-T	BST Series	400~500	95	TCMT220408	14.0
	RBH400-S	BST Series	400~500	95	SCMT120404	14.0

RBH INDEXABLE TWIN-BIT ROUGH BORING HEAD FOR LARGE HOLE BORING+BST SHANK (MAS 403 BT)

Ø200以上RBH可調式大徑雙刃粗搪刀+BST刀柄

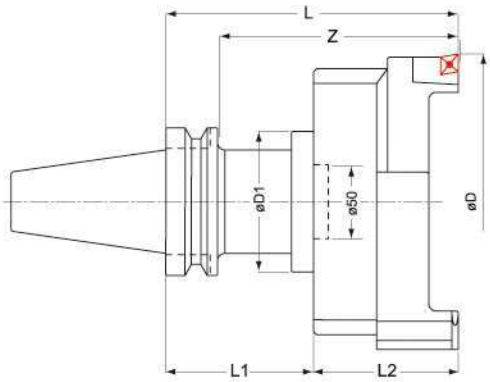

可更換式刀片座規格 Specification of replaceable insert holders

型號 Type	刀片規格 Insert	螺絲/扳手 Screw/Wrench	適用搪頭
RBHCC12	CCMT120408	M5/T20	RBH120(LA) RBH160(LA) RBH200~RBH400
RBHTC22	TCMT220408		
RBHSC12	SCMT120404		
RBHTC16	TCMT16T304	M4/T15	

型 號 Type	搪孔範圍 øD(mm)	有效長 Z	組合內容 Tool Connection		接合型號 LBK No.	全長 L	刀桿長 L1	刀桿外徑 øD1	重量kg Weight
			BST刀桿 BST shank	RBH刀頭RBH boring head					
BT50-RBH200-195	200-300	150	BT50-BST-100	RBH200	BST	195	100	95	12.1
BT50-RBH200-245	200-300	200	BT50-BST-150	RBH200	BST	245	150	95	13.8
BT50-RBH200-295	200-300	250	BT50-BST-200	RBH200	BST	295	200	95	16.6
BT50-RBH200-345	200-300	300	BT50-BST-250	RBH200	BST	345	250	95	18.5
BT50-RBH200-395	200-300	350	BT50-BST-300	RBH200	BST	395	300	95	21.4
BT50-RBH200-445	200-300	400	BT50-BST-350	RBH200	BST	445	350	95	23.8
BT50-RBH200-495	200-300	450	BT50-BST-400	RBH200	BST	495	400	95	26.3
BT50-RBH300-195	300-400	150	BT50-BST-100	RBH300	BST	195	100	95	15.8
BT50-RBH300-245	300-400	200	BT50-BST-150	RBH300	BST	245	150	95	17.5
BT50-RBH300-295	300-400	250	BT50-BST-200	RBH300	BST	295	200	95	20.3
BT50-RBH300-345	300-400	300	BT50-BST-250	RBH300	BST	345	250	95	22.2
BT50-RBH300-395	300-400	350	BT50-BST-300	RBH300	BST	395	300	95	25.1
BT50-RBH300-445	300-400	400	BT50-BST-350	RBH300	BST	445	350	95	27.5
BT50-RBH300-495	300-400	450	BT50-BST-400	RBH300	BST	495	400	95	30.0
BT50-RBH400-195	400-500	150	BT50-BST-100	RBH400	BST	195	100	95	19.1
BT50-RBH400-245	400-500	200	BT50-BST-150	RBH400	BST	245	150	95	20.8
BT50-RBH400-295	400-500	250	BT50-BST-200	RBH400	BST	295	200	95	23.6
BT50-RBH400-345	400-500	300	BT50-BST-250	RBH400	BST	345	250	95	25.5
BT50-RBH400-395	400-500	350	BT50-BST-300	RBH400	BST	395	300	95	28.4
BT50-RBH400-445	400-500	400	BT50-BST-350	RBH400	BST	445	350	95	30.8
BT50-RBH400-495	400-500	450	BT50-BST-400	RBH400	BST	495	400	95	33.3

RBH-LA LARGE DIAMETER MODULAR ROUGH BORING HEAD WITH DIAMETER OVER Ø200MM- Boring Range from Ø200 - Ø2000mm

Ø200以上RBH-LA組合式大徑粗搪刀系列

Feature

- This type is suitable for large diameter boring with ranges from Ø200 mm to Ø2000 mm.
- The structure includes common flange and extension slide for both rough and finish boring heads. It can be used in optional accessories for different works. Adjustment range is withinØ110mm on diameter. The adjustment range for both 600LA and 900LA is Ø300mm, and 1200LA above are Ø400mm.
- Options of various inserts for rough boring to work on different materials and boring styles.
- Boring head can be customized according to client's requirements above 2M specification.

- 通用Ø200~Ø2000mm大型孔徑加工使用。
- 粗、精搪刀使用同基礎組件，且可另選配附件搭配使用。加工調整範圍為直徑Ø110mm。600LA與900LA調整範圍為Ø300mm，1200LA以上為Ø400mm。
- 粗搪刀，具有多種刀片選擇，可通用於多種材質及加工方式。
- 可依客戶需求訂製2M以上規格。

搪頭型號 Boring Head Type	型 號 Type	RBH 200LA	RBH 300LA	RBH 400LA	RBH 500LA	RBH 600LA	RBH 900LA	RBH 1200LA	RBH 1600LA
	長 度 Length (mm)	130	130	130	130	150	150	180	180
	整組重量 Total Weight (kg)	10.6	12.6	14.6	16.6	23	31.7	46.6	52
	加工直徑 Boring Diameter ØD (mm)	200-310	300-410	400-510	500-610	600-900	900-1200	1200-1600	1600-2000
組合型式 Module	接合刀桿 Taper Shank	BT50 / SK50 / HSK100A-LBK7				BT50-FMA-47.625			
	連接盤 Flange	LBK7-BR200				BR600	BR900	BR1200	BR1600
	重量 (kg) Weight	合金鋼 Alloy Steel				鋁合金 Alum. Alloy			
		3.8				8.8	13.5	24.4	29.6
	橫向滑板(合金鋼) Extension Slide Alloy Steel	RST200	RST300	RST400	RST500	RST300 x 2 pcs	RST400 x 2 pcs	RST500 x 2pcs	
	重量 Weight (kg)	3.4	5.4	7.4	9.4	10.8	14.8	18.8	
	滑塊 Clamp Base	RS200							
	重量 (kg) Weight	0.98 kg							
	刀片座墊片 Height Setting Shim	RS201							
	重量 (kg) Weight	0.05 kg							
	刀片座 Insert Holder	RB200C12		RB200T16		RB200T22		RB200S12	
	適合刀片 Applicable Insert	CCMT120404		TCMT16T304		TCMT220408		SCMT120408	
	重量 (kg) Weight	0.68 kg							

※此規格不含刀桿。 ※Arbor is not included.

RBH-LA INDEXABLE TWIN-BIT ROUGH BORING HEAD FOR LARGE HOLE BORING +BST SHANK (MAS 403 BT) - Boring Range from Ø200 - Ø2000mm

Ø200以上RBH-LA組合式大徑雙刃粗搪刀+BST刀柄

搪頭型號 Boring Head Type	接合型號 Taper Shank	搪孔範圍ØD mm Boring Range	搪頭長度 L2 mm	刀片規格 Insert	重量 (kg) Weight
RBH200LA	LBK7	200~310	130	(選配刀片座) Optional Inserts CCMT120408 TCMT16T304 TCMT220408 SCMT120404	10.6
RBH300LA	LBK7	300~410	130		12.6
RBH400LA	LBK7	400~510	130		14.6
RBH500LA	LBK7	500~610	130		16.6
RBH600LA	FMA-47.625	600~900	150		23.0
RBH900LA	FMA-47.625	900~1200	150		31.7
RBH1200LA	FMA-47.625	1200~1600	180		46.6
RBH1600LA	FMA-47.625	1600~2000	180		52.0

Boring diameter Ø200~2000 mm

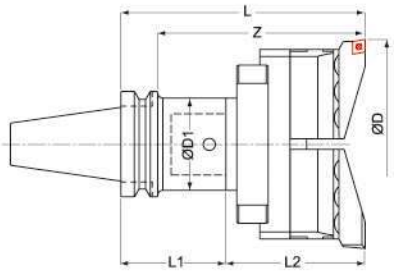

型號 Type	搪孔範圍 ØD(mm)	有效長 Z	組合內容 Tool Connection LBK7刀桿 LBK7 shank	RBH-LA刀頭 RBH-LA boring head	接合型號 LBK No.	全長 L	刀桿長 L1	刀桿外徑 ØD1	重量 kg
BT50-RBH200LA-230	200-310	185	BT50-LBK7-100	RBH200LA	7	230	100	88	15.4
BT50-RBH200LA-280	200-310	235	BT50-LBK7-150	RBH200LA	7	280	150	88	17.1
BT50-RBH200LA-330	200-310	285	BT50-LBK7-200	RBH200LA	7	330	200	88	18.6
BT50-RBH200LA-380	200-310	335	BT50-LBK7-250	RBH200LA	7	380	250	88	19.6
BT50-RBH200LA-430	200-310	385	BT50-LBK7-300	RBH200LA	7	430	300	88	20.6
BT50-RBH200LA-480	200-310	435	BT50-LBK7-350	RBH200LA	7	480	350	88	22.6
BT50-RBH200LA-530	200-310	485	BT50-LBK7-400	RBH200LA	7	530	400	88	24.6
BT50-RBH200LA-580	200-310	535	BT50-LBK7-450	RBH200LA	7	580	450	88	27.7
BT50-RBH200LA-630	200-310	585	BT50-LBK7-500	RBH200LA	7	630	500	88	29.3
BT50-RBH300LA-230	300-410	185	BT50-LBK7-100	RBH300LA	7	230	100	88	17.4
BT50-RBH300LA-280	300-410	235	BT50-LBK7-150	RBH300LA	7	280	150	88	19.1
BT50-RBH300LA-330	300-410	285	BT50-LBK7-200	RBH300LA	7	330	200	88	20.6
BT50-RBH300LA-380	300-410	335	BT50-LBK7-250	RBH300LA	7	380	250	88	21.6
BT50-RBH300LA-430	300-410	385	BT50-LBK7-300	RBH300LA	7	430	300	88	22.6
BT50-RBH300LA-480	300-410	435	BT50-LBK7-350	RBH300LA	7	480	350	88	24.6
BT50-RBH300LA-530	300-410	485	BT50-LBK7-400	RBH300LA	7	530	400	88	26.6
BT50-RBH300LA-580	300-410	535	BT50-LBK7-450	RBH300LA	7	580	450	88	27.7
BT50-RBH300LA-630	300-410	585	BT50-LBK7-500	RBH300LA	7	630	500	88	31.3
BT50-RBH400LA-230	400-510	185	BT50-LBK7-100	RBH400LA	7	230	100	88	19.4
BT50-RBH400LA-280	400-510	235	BT50-LBK7-150	RBH400LA	7	280	150	88	21.1
BT50-RBH400LA-330	400-510	285	BT50-LBK7-200	RBH400LA	7	330	200	88	22.6
BT50-RBH400LA-380	400-510	335	BT50-LBK7-250	RBH400LA	7	380	250	88	23.6
BT50-RBH400LA-430	400-510	385	BT50-LBK7-300	RBH400LA	7	430	300	88	24.6
BT50-RBH400LA-480	400-510	435	BT50-LBK7-350	RBH400LA	7	480	350	88	26.6
BT50-RBH400LA-530	400-510	485	BT50-LBK7-400	RBH400LA	7	530	400	88	28.6
BT50-RBH400LA-580	400-510	535	BT50-LBK7-450	RBH400LA	7	580	450	88	31.7
BT50-RBH400LA-630	400-510	585	BT50-LBK7-500	RBH400LA	7	630	500	88	33.3
BT50-RBH500LA-230	500-610	185	BT50-LBK7-100	RBH500LA	7	230	100	88	21.4
BT50-RBH500LA-280	500-610	235	BT50-LBK7-150	RBH500LA	7	280	150	88	23.1
BT50-RBH500LA-330	500-610	285	BT50-LBK7-200	RBH500LA	7	330	200	88	24.6
BT50-RBH500LA-380	500-610	335	BT50-LBK7-250	RBH500LA	7	380	250	88	25.6
BT50-RBH500LA-430	500-610	385	BT50-LBK7-300	RBH500LA	7	430	300	88	26.6
BT50-RBH500LA-480	500-610	435	BT50-LBK7-350	RBH500LA	7	480	350	88	28.6
BT50-RBH500LA-530	500-610	485	BT50-LBK7-400	RBH500LA	7	530	400	88	30.6
BT50-RBH500LA-580	500-610	535	BT50-LBK7-450	RBH500LA	7	580	450	88	33.7
BT50-RBH500LA-630	500-610	585	BT50-LBK7-500	RBH500LA	7	630	500	88	35.3
BT50-RBH600LA-230	600-900	185	BT50-FMA47.625-75	RBH600LA	FMA 47.625	230	75	128	30.0
BT50-RBH900LA-230	900-1200	185	BT50-FMA47.625-75	RBH900LA	FMA 47.625	230	75	128	38.7
BT50-RBH1200LA-260	1200-1600	215	BT50-FMA47.625-75	RBH1200LA	FMA 47.625	260	75	128	53.6
BT50-RBH1600LA-260	1600-2000	215	BT50-FMA47.625-75	RBH1600LA	FMA 47.625	260	75	128	59.0

CBH LARGE DIAMETER MODULAR FINISH BORING HEAD WITH DIAMETER OVER Ø200MM- Boring Range from Ø200 - Ø2000mm

Ø200以上CBH組合式大徑微調精搪刀系列

Feature

- This type is suitable for large diameter boring with ranges from Ø200mm to Ø2000mm.
- The structure includes common flange and extension slide for both rough and finish boring heads. It can be used in optional accessories for different works. Adjustment range is within Ø110mm on diameter. The adjustment range for both CBH600 and CBH900 is Ø300mm, and CBH1200 above are Ø400mm.
- Replaceable insert holders.
- Boring head can be customized according to client's requirements above 2M specification.

- 通用Ø200~Ø2000mm大型孔徑加工使用。
- 粗、精搪刀使用同基礎組件，且可另選配附件搭配使用。加工調整範圍為直徑Ø110mm。CBH600與900調整範圍為Ø300mm，CBH1200以上為Ø400mm。
- 刀片座為可更換式。
- 可依客戶需求訂製2M以上規格。



可更換式刀片座
Replaceable Insert Holders

	型 號 Type		CBH200	CBH300	CBH400	CBH500	CBH600	CBH900	CBH1200	CBH1600
搪頭型號 Boring Head Type	長 度 Length (mm)		130	130	130	130	150	150	180	180
	整組重量 Total Weight (kg)		8.1	8.9	9.7	10.5	15.8	22.1	34.6	39.8
	加工直徑 Boring Diameter øD (mm)		200-310	300-410	400-510	500-610	600-900	900-1200	1200-1600	1600-2000
組合型式 Module	接合刀桿 Taper Shank		BT50 / SK50 / HSK100A-LBK7				BT50-FMA-47.625			
	連接盤 Flange		LBK7-BR200				BR600	BR900	BR1200	BR1600
	重量 (kg) Weight		合金鋼 Alloy Steel				鋁合金Alum. Alloy			
			3.8				8.8	13.5	24.4	29.6
	橫向滑板(鋁合金) Extension Slide Alum. Alloy		RST200	RST300	RST400	RST500	RST300 x 2 pcs	RST400 x 2 pcs	RST500 x 2 pcs	
	重量 (kg) Weight		1.1	1.9	2.7	3.5	3.8	5.4	7	
	平衡滑塊 Balance Base		RBN200							
	重量 (kg) Weight		1.6 kg							
	微調滑塊 Finish Head		CB200							
	重量 (kg) Weight		1.6 kg							
	適合刀片 Applicable Insert		TP08/Ø3.2xM2/T6, TP09/M2.5/T8, TC11/M2.5/T8							

※此規格不含刀桿。 ※Arbor is not included.

CBH LARGE DIAMETER MODULAR FINISH BORING HEAD+BST SHANK (MAS 403 BT) - Boring Range from Ø200 - Ø2000mm

Ø200mm以上CBH大孔徑微調精搪刀+BST刀柄

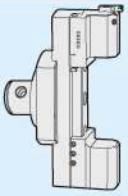

搪頭型號 Boring Head Type	接合型號 Taper Shank	搪孔範圍 øD(mm) Boring Range	搪頭長度 L2 mm	刀片規格 / 螺絲/刀片扳手 Insert/Clamping Screw/Wrench	重量 (kg) Weight
CBH200	LBK7	200-310	130	可更換式刀片座 Replaceable insert holder TP08/Ø3.2xM2/T6 TP09/M2.5/T8 TC11/M2.5/T8	8.1
CBH300	LBK7	300-410	130		8.9
CBH400	LBK7	400-510	130		9.7
CBH500	LBK7	500-610	130		10.5
CBH600	FMA-47.625	600-900	150		15.8
CBH900	FMA-47.625	900-1200	150		22.1
CBH1200	FMA-47.625	1200-1600	180		34.6
CBH1600	FMA-47.625	1600-2000	180		39.8

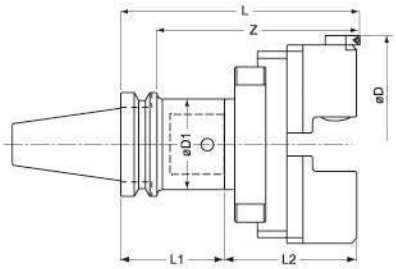

型 號 Type	搪孔範圍 ØD(mm)	有效長 Z	組合內容 Tool Connection LBK7刀桿 LBK7 shank	RBH-LA刀頭 RBH-LA boring head	接合型號 LBK No.	全長 L	刀桿長 L1	刀桿外徑 ØD1	重 量 kg
BT50-CBH200-230	200-310	185	BT50-LBK7-100	CBH200	7	230	100	88	12.9
BT50-CBH200-280	200-310	235	BT50-LBK7-150	CBH200	7	280	150	88	14.6
BT50-CBH200-330	200-310	285	BT50-LBK7-200	CBH200	7	330	200	88	16.1
BT50-CBH200-380	200-310	335	BT50-LBK7-250	CBH200	7	380	250	88	17.1
BT50-CBH200-430	200-310	385	BT50-LBK7-300	CBH200	7	430	300	88	18.1
BT50-CBH200-480	200-310	435	BT50-LBK7-350	CBH200	7	480	350	88	20.1
BT50-CBH200-530	200-310	485	BT50-LBK7-400	CBH200	7	530	400	88	22.1
BT50-CBH200-580	200-310	535	BT50-LBK7-450	CBH200	7	580	450	88	25.2
BT50-CBH200-630	200-310	585	BT50-LBK7-500	CBH200	7	630	500	88	26.8
BT50-CBH300-230	300-410	185	BT50-LBK7-100	CBH300	7	230	100	88	13.7
BT50-CBH300-280	300-410	235	BT50-LBK7-150	CBH300	7	280	150	88	15.4
BT50-CBH300-330	300-410	285	BT50-LBK7-200	CBH300	7	330	200	88	16.9
BT50-CBH300-380	300-410	335	BT50-LBK7-250	CBH300	7	380	250	88	17.9
BT50-CBH300-430	300-410	385	BT50-LBK7-300	CBH300	7	430	300	88	18.9
BT50-CBH300-480	300-410	435	BT50-LBK7-350	CBH300	7	480	350	88	20.9
BT50-CBH300-530	300-410	485	BT50-LBK7-400	CBH300	7	530	400	88	22.9
BT50-CBH300-580	300-410	535	BT50-LBK7-450	CBH300	7	580	450	88	26.0
BT50-CBH300-630	300-410	585	BT50-LBK7-500	CBH300	7	630	500	88	27.6
BT50-CBH400-230	400-510	185	BT50-LBK7-100	CBH400	7	230	100	88	14.5
BT50-CBH400-280	400-510	235	BT50-LBK7-150	CBH400	7	280	150	88	16.2
BT50-CBH400-330	400-510	285	BT50-LBK7-200	CBH400	7	330	200	88	17.7
BT50-CBH400-380	400-510	335	BT50-LBK7-250	CBH400	7	380	250	88	18.7
BT50-CBH400-430	400-510	385	BT50-LBK7-300	CBH400	7	430	300	88	19.7
BT50-CBH400-480	400-510	435	BT50-LBK7-350	CBH400	7	480	350	88	21.7
BT50-CBH400-530	400-510	485	BT50-LBK7-400	CBH400	7	530	400	88	23.7
BT50-CBH400-580	400-510	535	BT50-LBK7-450	CBH400	7	580	450	88	26.8
BT50-CBH400-630	400-510	585	BT50-LBK7-500	CBH400	7	630	500	88	28.4
BT50-CBH500-230	500-610	185	BT50-LBK7-100	CBH500	7	230	100	88	15.3
BT50-CBH500-280	500-610	235	BT50-LBK7-150	CBH500	7	280	150	88	17.0
BT50-CBH500-330	500-610	285	BT50-LBK7-200	CBH500	7	330	200	88	18.5
BT50-CBH500-380	500-610	335	BT50-LBK7-250	CBH500	7	380	250	88	19.5
BT50-CBH500-430	500-610	385	BT50-LBK7-300	CBH500	7	430	300	88	20.5
BT50-CBH500-480	500-610	435	BT50-LBK7-350	CBH500	7	480	350	88	22.5
BT50-CBH500-530	500-610	485	BT50-LBK7-400	CBH500	7	530	400	88	24.5
BT50-CBH500-580	500-610	535	BT50-LBK7-450	CBH500	7	580	450	88	27.6
BT50-CBH500-630	500-610	585	BT50-LBK7-500	CBH500	7	630	500	88	29.2
BT50-CBH600-230	600-900	185	BT50-FMA47.625-75	CBH600	FMA 47.625	230	75	128	22.8
BT50-CBH900-230	900-1200	185	BT50-FMA47.625-75	CBH900	FMA 47.625	230	75	128	29.1
BT50-CBH1200-260	1200-1600	215	BT50-FMA47.625-75	CBH1200	FMA 47.625	260	75	128	41.6
BT50-CBH1600-260	1600-2000	215	BT50-FMA47.625-75	CBH1600	FMA 47.625	260	75	128	46.8

CBM LARGE DIAMETER MODULAR ADJUSTMENT BORING HEAD WITH DIAMETER OVER 200MM
Ø200以上CBM組合式大徑精密微調搪孔刀系列

搪孔範圍 Boring Range

正搪 Forward Boring Ø200 - Ø2000 mm
反搪 Reverse Boring Ø210 - Ø2010 mm
外圓 External Boring Ø190 - Ø2010 mm

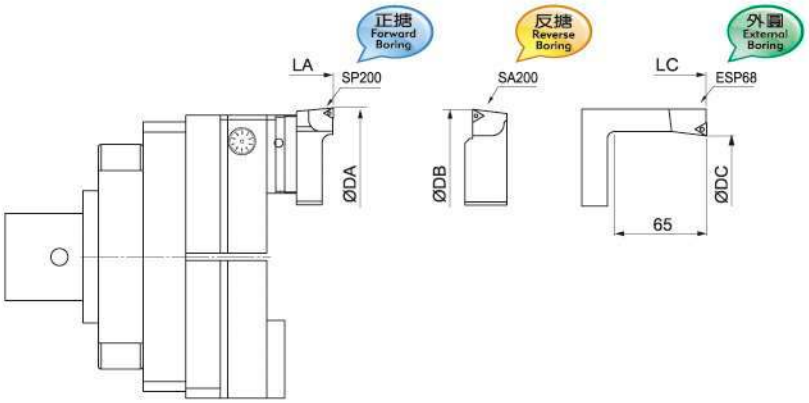

	型 號 Type	CBM200	CBM300	CBM400	CBM500	CBM600	CBM900	CBM1200	CBM1600
搪頭型號 Boring Head Type	正反搪頭長度 LA (mm) Length	160	160	160	160	180	180	210	210
	整組重量 Total Weight (kg)	8.78	9.58	10.38	11.18	16.48	22.78	35.05	40.25
	正搪加工直徑 ØDA(mm) Forward Boring Diameter	200-310	300-410	400-510	500-610	600-900	900-1200	1200-1600	1600-2000
	反搪加工直徑 ØDB(mm) Reverse Boring Diameter	210-320	310-420	410-520	510-620	610-910	910-1210	1210-1610	1610-2010
	外圓加工直徑 ØDC(mm) External Boring Diameter	190-310	290-410	390-510	490-610	590-910	890-1210	1190-1610	1590-2010
	外圓搪頭長度 LC (mm) External Boring Length	220	220	220	220	240	240	270	270
組合型式 Module	接合刀桿 Taper Shank 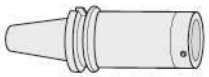	BT50 / SK50 / HSK100A-LBK7				BT50-FMA47.625			
	連接盤 Flange	LBK7-BR200				BR600	BR900	BR1200	BR1600
		合金鋼 Alloy Steel				鋁合金 Alum. Alloy			
		3.8				8.8	13.5	24.4	29.6
	橫向滑板(鋁合金) Extension Slide(Alum. Alloy)	RST200	RST300	RST400	RST500	RST300x 2只(pieces)	RST400x 2只(pieces)	RST500 x 2只(pieces)	
	重量Weight(kg)	1.1	1.9	2.7	3.5	3.8	5.4	7	
	平衡滑塊/重量 Balance Base/Weight	RCM200 / 1.7 KG							
	微調滑塊/重量 Finish Head/Weight	CM200 / 1.95 KG							
	刀片座 Insert Holder	正搪 Forward Boring SP200 / 反搪 Reverse Boring SA200 / 外圓 External Boring ESP68							
	適合刀片 Applicable Insert	CC09 / M4 / T15, TP09 / M2.5 / T8, TC11 / M2.5 / T8							

※反搪刀片座SA200與外圓刀片座ESP68為選配。
※此搪頭型號不含刀桿。

※Option of SA200 reverse cutting insert holder and ESP68 external cutting insert holder.
※Arbor is not included.

CBM LARGE DIAMETER MODULAR ADJUSTMENT BORING HEAD WITH DIAMETER OVER 200MM + LBK SHANK (MAS 403 BT)
Ø200以上CBM組合式大徑精密微調搪孔刀+LBK刀柄

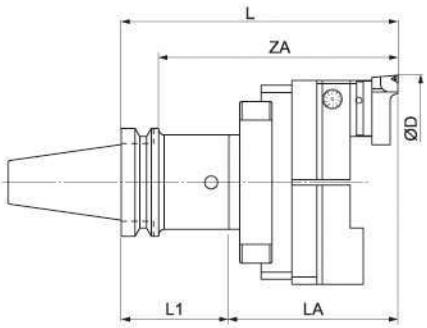

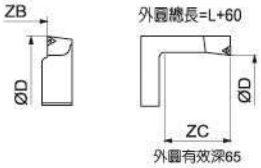

SP: 正搪 Forward Boring　SA: 反搪 Reverse Boring　ESP: 外圓 External Boring

組合內容 Tool Connection		正搪 Forward Boring			反搪 Reverse Boring			外圓 External Boring		重量(kg) Weight
搪頭型號 Type	刀桿 BST Shank	搪孔範圍 ØD(mm) Boring Range	有效長 ZA(mm)	總長 L(mm)	搪孔範圍 ØD(mm) Boring Range	有效長 ZB(mm)	總長 L(mm)	搪孔範圍 ØD(mm) Boring Range	有效長 ZC(mm)	
CBM200-SP200 CBM200-SA200 CBM200-ESP68	BT50-LBK7-100	200-310	215	260	210-320	190	260	190-310	65	13.58
	BT50-LBK7-150		265	310		240	310			15.28
	BT50-LBK7-200		315	360		290	360			16.78
	BT50-LBK7-250		365	410		340	410			17.78
	BT50-LBK7-300		415	460		390	460			18.78
	BT50-LBK7-350		465	510		440	510			20.78
	BT50-LBK7-400		515	560		490	560			22.78
	BT50-LBK7-450		565	610		540	610			25.88
	BT50-LBK7-500		615	660		590	660			27.48
CBM300-SP200 CBM300-SA200 CBM300-ESP68	BT50-LBK7-100	300-410	215	260	310-420	190	260	290-410		14.38
	BT50-LBK7-150		265	310		240	310			16.08
	BT50-LBK7-200		315	360		290	360			17.58
	BT50-LBK7-250		365	410		340	410			18.58
	BT50-LBK7-300		415	460		390	460			19.58
	BT50-LBK7-350		465	510		440	510			21.58
	BT50-LBK7-400		515	560		490	560			23.58
	BT50-LBK7-450		565	610		540	610			26.68
	BT50-LBK7-500		615	660		590	660			28.28
CBM400-SP200 CBM400-SA200 CBM400-ESP68	BT50-LBK7-100	400-510	215	260	410-520	190	260	390-510		15.18
	BT50-LBK7-150		265	310		240	310			16.88
	BT50-LBK7-200		315	360		290	360			18.38
	BT50-LBK7-250		365	410		340	410			19.38
	BT50-LBK7-300		415	460		390	460			20.38
	BT50-LBK7-350		465	510		440	510			22.38
	BT50-LBK7-400		515	560		490	560			24.38
	BT50-LBK7-450		565	610		540	610			27.48
	BT50-LBK7-500		615	660		590	660			29.08
CBM500-SP200 CBM500-SA200 CBM500-ESP68	BT50-LBK7-100	500-610	215	260	510-620	190	260	490-610		15.98
	BT50-LBK7-150		265	310		240	310			17.68
	BT50-LBK7-200		315	360		290	360			19.18
	BT50-LBK7-250		365	410		340	410			20.18
	BT50-LBK7-300		415	460		390	460			21.18
	BT50-LBK7-350		465	510		440	510			23.18
	BT50-LBK7-400		515	560		490	560			25.18
	BT50-LBK7-450		565	610		540	610			28.28
	BT50-LBK7-500		615	660		590	660			29.88
CBM600-SP200 CBM600-SA200 CBM600-ESP68	BT50-FMA47.625-75	600-900	210	260	610-910	185	260	590-910		23.5
CBM900-SP200 CBM900-SA200 CBM900-ESP68		900-1200			910-1210			890-1210		29.8
CBM1200-SP200 CBM1200-SA200 CBM1200-ESP68		1200-1600	240	290	1210-1610	215	290	1190-1610		42.1
CBM1600-SP200 CBM1600-SA200 CBM1600-ESP68		1600-2000			1610-2010			1590-2010		47.3

※另有BT50-LBK7-300L~500L刀桿系統可選配，剛性更好。

CBR MODULAR EXTERNAL FINISH BORING HEAD

- Boring Range from Ø10 - Ø1950mm

Ø200以上CBR組合式外圓微調精搪刀系列

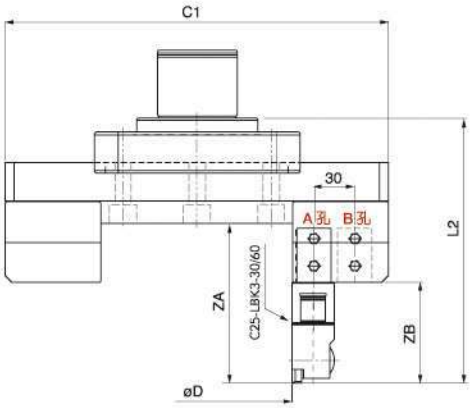

※加工時需反轉。 ※Spindle turning with counterclockwise.

	型 號 Type		CBR200	CBR300	CBR400	CBR500	CBR600	CBR900	CBR1200	CBR1600
搪頭型號 Boring Head Type	搪頭長度 L2 (mm)		190/220				210/240		230/270	
	有效長	ZA (mm)	115/145							
		ZB (mm)	70/100							
	C1 (mm)		180	280	380	480	580	880	1180	1580
	整組重量(kg) Total Weight (kg)		8.1	9.1	9.9	10.7	16	23.3	35	40
	加工直徑 øD (mm) Boring Diameter	A孔 A Hole	10-90	10-190	10-290	10-390	200-490	200-790	400-1090	800-1490
		B孔 B Hole	70-150	70-250	70-350	70-450	400-850	500-1150	700-1550	1100-1950
組合型式 Module	接合刀桿 Taper Shank 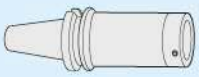		BT50 / SK50 / HSK100A-LBK7				BT50-FMA-47.625			
	連接盤 Flange		LBK7-BR200				BR600	BR900	BR1200	BR1600
	重量 (kg) Weight		合金鋼 Alloy Steel				鋁合金 Alum. Alloy			
			3.8 kg				8.8	13.5	24.4	29.6
	橫向滑板(鋁合金) Extension Slide Alum. Alloy		RST200	RST300	RST400	RST500	RST300 x 2 pcs	RST400 x 2 pcs	RST500 x 2 pcs	
	重量 (kg) Weight		1.1	1.9	2.7	3.5	3.8	5.4	7	
	平衡滑塊 Balance Weight		RBN200							
	重量 (kg) Weight		1.6 kg							
	外圓滑塊 Clamp Base		HBR200							
	重量 (kg) Weight		1.3 kg							
	外圓用接桿 Adapter for External Boring		C25-LBK3-30				C25-LBK3-60			
	重量 (kg) Weight		0.3				0.5			
	接合刀頭 Applicable Boring Heads		CBH32							

※此規格不含刀桿。 ※Arbor is not included.

※CBM35 + ESP35-TP09刀片座正轉加工。 ※CBM35+ESP35-TP09 insert holder is clockwise machining.

CBM55/68/100 MODULAR ASSEMBLIES EXTERNAL BORING

- Boring Range from Ø5 - Ø200mm

CBM55/68/100專用外圓組件RM150套組

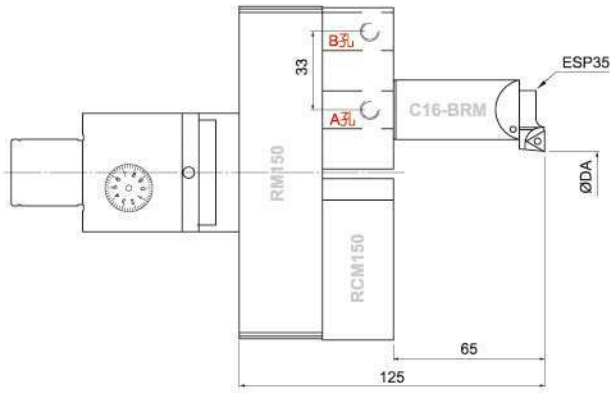



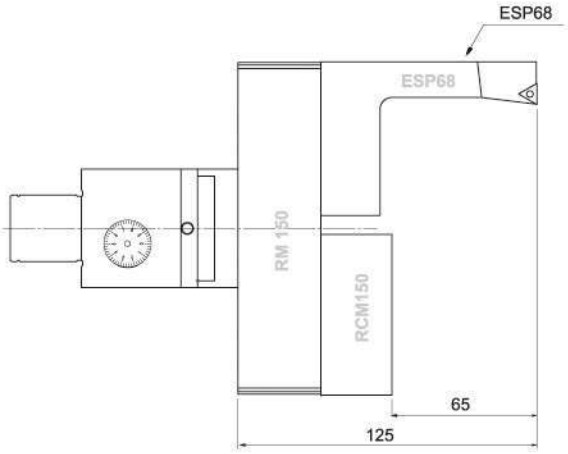

	接合搪頭 Applicable Boring Heads	CBM55	CBM68	CBM100
組合型式	接合刀桿 Taper Shank	LBK5	LBK6	BST
	整組重量 Total Weight (kg)	2.65	3.54	4.21
	有效長 Length Z(mm)	65		
	加工直徑 Boring Diameter øD (mm)	固定A孔加工範圍ø5-ø60/固定B孔加工範圍ø60-ø120 外圓刀片座 ESP68 加工範圍ø120-ø200 Working Range of Fixed Hole A for Ø5-ø60/ Working Range of Fixed Hole B for Ø60-ø120/ ESP68 External Cutting Insert Holder Boring Ranges for Ø120-ø200		
Module	組件1. 外圓轉接板 External Boring Adapter Plate	RM150		
	組件2. 外圓搪桿座 External Boring Clamp Base	HBM150		
	組件3. 外圓平衡塊 External Boring Balance Base	RCM150		
	組件4. 刀片座轉接桿 Adapter for Insert Holder	C16-BRM		
	組件5. 刀片座 External Boring Insert Holder 適合刀片/螺絲/扳手 Insert/Clamp Screw/Wrench	ESP35, TP09 / M2.5 / T8 CC06 / M2.5 / T8		
	組件6. 外圓專用刀片座 External Boring Insert Holder 適合刀片/螺絲/扳手 Insert/Clamp Screw/Wrench	ESP68, TP09 / M2.5 / T8 CC09 / M4 / T15		

※RM150套組不含CBM搪孔頭。 ※CBM boring head is not included in kit RM150.

WBST TOOL REST
WBST四方柄搪孔刀架

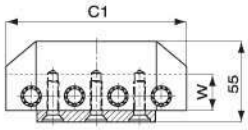

搪孔刀架型號 Type	接合型號 LBK No.	搪孔範圍 ØD mix-max External Diameter (mm)	搪頭長度 L2 Length(mm)	寬度C1 (mm)	□ W (mm)	重量 Weight (kg)	
						合金鋼 Alloy Steel	鋁合金 Alum. Alloy
WBST150	BST	150-260	55	125	25	2.5	1.03
WBST200	BST	200-310	55	175	25	3.6	1.50
WBST300	BST	300-410	55	275	25	6.0	2.34
WBST400	BST	400-510	55	375	25	8.3	3.17

SQUARE SHANK BORING TOOL HOLDER FOR WBST TOOL REST
WBST刀盤專用四方柄搪刀



型 號 Type	□W (mm)	全長 L (mm)	適用刀片 Applicable Insert Holder	刀片螺絲 Clamp Screw	重量 kg Weight
BSB25-T16-135	25	135	TCMT16T304	M4	0.67
BSB25-T22-135	25	135	TCMT220408	M5	0.67
BSB25-C12-135	25	135	CCMT120408	M5	0.67
BSB25-S12-135	25	135	SCMT120404	M5	0.67

SQUARE SHANK EXTERNAL BORING TOOL HOLDER FOR WBST TOOL REST
WBST刀盤專用四方柄外圓搪刀

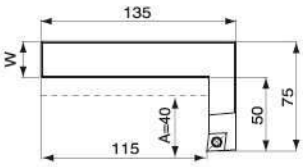

型 號 Type	□W (mm)	全長 L (mm)	加工深 A (mm)	適用刀片 Applicable Insert Holder	刀片螺絲 Clamp Screw	重量 kg Weight
EBSB25-T16-135-50	25	135	40	TCMT16T304	M4	0.8
EBSB25-C12-135-50	25	135	40	CCMT120404	M5	0.8

INTERNAL & EXTERNAL SQUARE SHANK FINISH BORING TOOL HOLDER FOR WBST TOOL REST
WBST刀盤專用四方柄內外圓精搪孔刀架

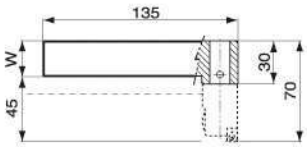

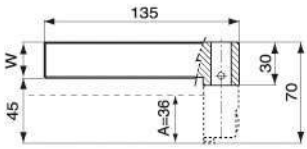

型 號 Type	□W (mm)	全長 L (mm)	加工深 A (mm)	適用搪頭 Applicable Boring Heads	適用刀片 Applicable Insert Holder	刀片螺絲 Length	重量 kg Weight
BSB25-LBK2-135	25	135	36	CBH25	TP08	Ø3.2xM2	0.63

※此規格不含搪刀頭 ※Boring head is not included.

SQUARE SHANK LARGE HOLE BORING HEAD FITTED WITH WBST TOOL REST +BST SHANK (MAS 403BT)

- Boring Range from Ø150 - Ø510mm

Ø150以上WBST四方柄大徑搪刀+BST刀柄(MAS 403 BT)

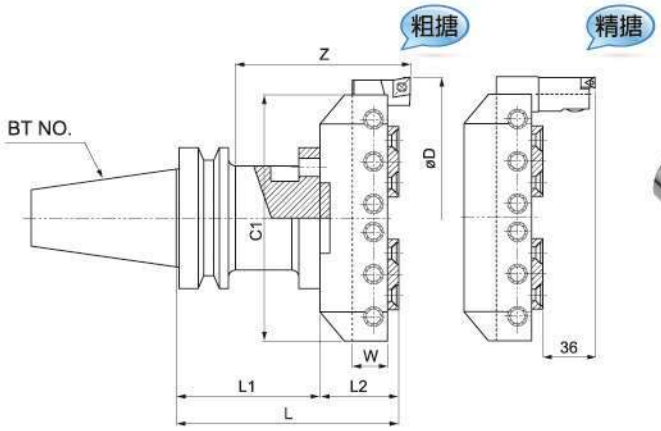

WBST四方柄搪孔刀架+BST刀柄+BSB25四方柄搪刀

型 號 Type	搪孔範圍 øD(mm)	有效長 Z	組合內容 Tool Connection		接合型號 LBK No.	全長 L	刀桿長 L1	刀桿外徑 øD1	重 量 (kg)	
			BST刀桿 BST shank	WBST刀架 WBST Tool Rest					合金鋼 Alloy Steel	鋁合金 Alum. Alloy
BT40-WBST150-125	150-260	90	BT40-BST-70	WBST150	BST	125	70	95	5.7	4.3
BT40-WBST200-125	200-310	90	BT40-BST-70	WBST200	BST	125	70	95	6.8	4.7
BT50-WBST150-155	150-260	110	BT50-BST-100	WBST150	BST	155	100	95	7.6	6.2
BT50-WBST150-205	150-260	160	BT50-BST-150	WBST150	BST	205	150	95	9.3	7.9
BT50-WBST150-255	150-260	210	BT50-BST-200	WBST150	BST	255	200	95	12.1	10.7
BT50-WBST150-305	150-260	260	BT50-BST-250	WBST150	BST	305	250	95	14	12.6
BT50-WBST150-355	150-260	310	BT50-BST-300	WBST150	BST	355	300	95	16	15.5
BT50-WBST150-405	150-260	360	BT50-BST-350	WBST150	BST	405	350	95	18.6	17.9
BT50-WBST150-455	150-260	410	BT50-BST-400	WBST150	BST	455	400	95	21.8	20.4
BT50-WBST200-155	200-310	110	BT50-BST-100	WBST200	BST	155	100	95	8.7	6.6
BT50-WBST200-205	200-310	160	BT50-BST-150	WBST200	BST	205	150	95	10.4	8.3
BT50-WBST200-255	200-310	210	BT50-BST-200	WBST200	BST	255	200	95	13.2	11.1
BT50-WBST200-305	200-310	260	BT50-BST-250	WBST200	BST	305	250	95	15.1	13.0
BT50-WBST200-355	200-310	310	BT50-BST-300	WBST200	BST	355	300	95	17.1	15.9
BT50-WBST200-405	200-310	360	BT50-BST-350	WBST200	BST	405	350	95	19.7	18.3
BT50-WBST200-455	200-310	410	BT50-BST-400	WBST200	BST	455	400	95	22.9	20.8
BT50-WBST300-155	300-410	110	BT50-BST-100	WBST300	BST	155	100	95	11.1	7.5
BT50-WBST300-205	300-410	160	BT50-BST-150	WBST300	BST	205	150	95	12.8	9.2
BT50-WBST300-255	300-410	210	BT50-BST-200	WBST300	BST	255	200	95	15.6	12.0
BT50-WBST300-305	300-410	260	BT50-BST-250	WBST300	BST	305	250	95	17.5	13.9
BT50-WBST300-355	300-410	310	BT50-BST-300	WBST300	BST	355	300	95	19.5	16.8
BT50-WBST300-405	300-410	360	BT50-BST-350	WBST300	BST	405	350	95	22.1	19.2
BT50-WBST300-455	300-410	410	BT50-BST-400	WBST300	BST	455	400	95	25.3	21.7
BT50-WBST400-155	400-510	110	BT50-BST-100	WBST400	BST	155	100	95	13.4	8.3
BT50-WBST400-205	400-510	160	BT50-BST-150	WBST400	BST	205	150	95	15.1	10.0
BT50-WBST400-255	400-510	210	BT50-BST-200	WBST400	BST	255	200	95	17.9	12.8
BT50-WBST400-305	400-510	260	BT50-BST-250	WBST400	BST	305	250	95	19.8	14.7
BT50-WBST400-355	400-510	310	BT50-BST-300	WBST400	BST	355	300	95	21.8	17.6
BT50-WBST400-405	400-510	360	BT50-BST-350	WBST400	BST	405	350	95	24.4	20.0
BT50-WBST400-455	400-510	410	BT50-BST-400	WBST400	BST	455	400	95	27.6	22.5

※此規格不含BSB25四方柄搪刀。 ※BSB25 square shank boring tool holder is not included.

SQUARE SHANK LARGE HOLE BORING HEAD FITTED WITH WBST TOOL REST + BST SHANK (MAS 403BT) FOR EXTERNAL BORING

- Boring Range from Ø80 - Ø450mm

Ø150以上WBST四方柄大徑搪刀+BST刀柄(MAS 403 BT)外圓加工用

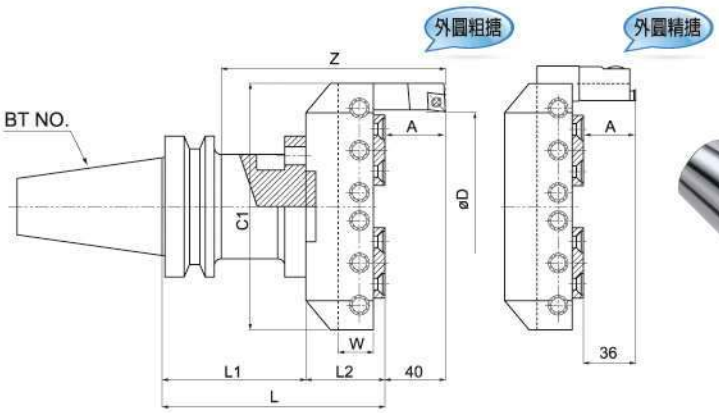

WBST四方柄搪孔刀架+BST刀柄+EBSB25四方柄外圓搪刀

※加工時需反轉。 ※Spindle turning with counterclockwise.

型號 Type	搪孔範圍 øD(mm)	有效長 Z	加工深 A	組合內容 Tool Connection		接合型號 LBK No.	全長 L	刀桿長 L1	刀桿外徑 øD1	重量 kg	
				BST刀桿 BST shank	WBST刀架 WBST Tool Rest					合金鋼 Alloy Steel	鋁合金 Alum. Alloy
BT40-WBST150-125	80-200	90	40/36	BT40-BST-70	WBST150	BST	125	70	95	5.7	4.3
BT40-WBST200-125	130-250	90	40/36	BT40-BST-70	WBST200	BST	125	70	95	6.8	4.7
BT50-WBST150-155	80-200	110	40/36	BT50-BST-100	WBST150	BST	155	100	95	7.6	6.2
BT50-WBST150-205	80-200	160	40/36	BT50-BST-150	WBST150	BST	205	150	95	9.3	7.9
BT50-WBST150-255	80-200	210	40/36	BT50-BST-200	WBST150	BST	255	200	95	12.1	10.7
BT50-WBST150-305	80-200	260	40/36	BT50-BST-250	WBST150	BST	305	250	95	14	12.6
BT50-WBST150-355	80-200	310	40/36	BT50-BST-300	WBST150	BST	355	300	95	16	15.5
BT50-WBST150-405	80-200	360	40/36	BT50-BST-350	WBST150	BST	405	350	95	18.6	17.9
BT50-WBST150-455	80-200	410	40/36	BT50-BST-400	WBST150	BST	455	400	95	21.8	20.4
BT50-WBST200-155	130-250	110	40/36	BT50-BST-100	WBST200	BST	155	100	95	8.7	6.6
BT50-WBST200-205	130-250	160	40/36	BT50-BST-150	WBST200	BST	205	150	95	10.4	8.3
BT50-WBST200-255	130-250	210	40/36	BT50-BST-200	WBST200	BST	255	200	95	13.2	11.1
BT50-WBST200-305	130-250	260	40/36	BT50-BST-250	WBST200	BST	305	250	95	15.1	13.0
BT50-WBST200-355	130-250	310	40/36	BT50-BST-300	WBST200	BST	355	300	95	17.1	15.9
BT50-WBST200-405	130-250	360	40/36	BT50-BST-350	WBST200	BST	405	350	95	19.7	18.3
BT50-WBST200-455	130-250	410	40/36	BT50-BST-400	WBST200	BST	455	400	95	22.9	20.8
BT50-WBST300-155	230-350	110	40/36	BT50-BST-100	WBST300	BST	155	100	95	11.1	7.5
BT50-WBST300-205	230-350	160	40/36	BT50-BST-150	WBST300	BST	205	150	95	12.8	9.2
BT50-WBST300-255	230-350	210	40/36	BT50-BST-200	WBST300	BST	255	200	95	15.6	12.0
BT50-WBST300-305	230-350	260	40/36	BT50-BST-250	WBST300	BST	305	250	95	17.5	13.9
BT50-WBST300-355	230-350	310	40/36	BT50-BST-300	WBST300	BST	355	300	95	19.5	16.8
BT50-WBST300-405	230-350	360	40/36	BT50-BST-350	WBST300	BST	405	350	95	22.1	19.2
BT50-WBST300-455	230-350	410	40/36	BT50-BST-400	WBST300	BST	455	400	95	25.3	21.7
BT50-WBST400-155	330-450	110	40/36	BT50-BST-100	WBST400	BST	155	100	95	13.4	8.3
BT50-WBST400-205	330-450	160	40/36	BT50-BST-150	WBST400	BST	205	150	95	15.1	10.0
BT50-WBST400-255	330-450	210	40/36	BT50-BST-200	WBST400	BST	255	200	95	17.9	12.8
BT50-WBST400-305	330-450	260	40/36	BT50-BST-250	WBST400	BST	305	250	95	19.8	14.7
BT50-WBST400-355	330-450	310	40/36	BT50-BST-300	WBST400	BST	355	300	95	21.8	17.6
BT50-WBST400-405	330-450	360	40/36	BT50-BST-350	WBST400	BST	405	350	95	24.4	20.0
BT50-WBST400-455	330-450	410	40/36	BT50-BST-400	WBST400	BST	455	400	95	27.6	22.5

※此規格不含EBSB25四方柄外圓搪刀。 ※拆掉護蓋，有效深可達到45mm，最小搪孔範圍可達到Ø10mm。

※EBSB25 square shank external boring tool holder is not included.

※Applicable boring depth is up to 45mm with minimum boring range down to ø10mm after taking off the shield.

SMALL DIAMETER FINISH BORING HEAD TYPE CBI

- Boring Range from Ø3 - Ø50mm

CBI小徑微調精搪刀系列

Feature

- There are three different styles, enable small diameter boring from Ø3mm to Ø50mm. Boring range can be within Ø3mm to Ø14mm if small diameter tungsten carbide boring bar SBJ has been employed.
- The dial has been graduated into 50 divisions, each of which is 0.01mm on diameter. There is a sub-dial for finer adjustment.
- High precision internal lead screw with inner lubrication is free from the effects of chip, featuring high durability.
- CBI小徑精搪刀有三種選擇，通用於Ø3~Ø50mm小孔徑使用，如使用碳化鎢小徑搪刀SBJ可加工Ø3~Ø14mm小孔。
- 調整刻度為圓周50等分，每格調整尺寸為直徑0.01mm，另有副尺可作更精細之調整。
- 精密導程螺絲位於內部，不受切屑、磨耗、生鏽等影響，具有內部潤滑，精準耐用。

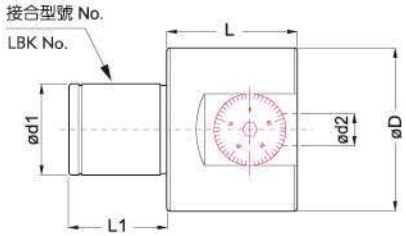

搪頭型號 Boring Head Type	接合型號 LBK No.	ød1 (mm)	L1 (mm)	內置刀桿 ød2(mm) Internal Diameter	外徑 øD (mm) External Diameter	長 度 Length	移動量 (mm) Feed	本體重量 kg Weight
CBI 4	LBK4	22	24	10	39	32	0 - 2.0	0.4
CBI 5	LBK5	28	30	12	50	40	0 - 3.5	0.8
CBI 6	LBK6	36	40	16	64	50	0 - 5.0	1.4

CBI SMALL DIAMETER FINISH BORING HEAD + LBK SHANK (MAS 403 BT) + TOOL EXTENSION TYPE BJ

CBI小徑微調精搪刀+LBK刀柄 (MAS 403 BT) +小徑搪刀桿BJ系列

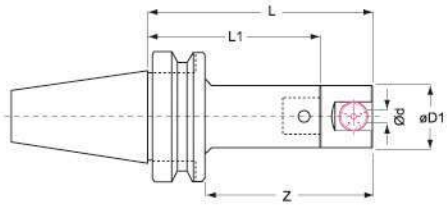

型 號 Type	移動量 F mm	延伸長 Z	組合內容 Tool Connection			接合型號 LBK No.	全長 L	刀桿長 L1	外 徑 øD1	重量 kg Weight
			LBK刀桿 LBK shank	CBI刀頭	小徑搪刀桿					
BT30-CBI4-BJ10-5PCS	0-2.0	70	BT30-LBK4-070	CBI4	BJ10-5PCS	4	100	70	39	1.9
BT30-CBI5-BJ12-5PCS	0-3.5	70	BT30-LBK5-060	CBI5	BJ12-5PCS	5	100	60	50	2.3
BT30-CBI6-BJ16-8PCS	0-5.0	80	BT30-LBK6-060	CBI6	BJ16-8PCS	6	110	60	64	4.6
BT40-CBI4-BJ10-5PCS	0-2.0	75	BT40-LBK4-085	CBI4	BJ10-5PCS	4	115	85	39	2.4
BT40-CBI5-BJ12-5PCS	0-3.5	75	BT40-LBK5-075	CBI5	BJ12-5PCS	5	115	75	50	2.8
BT40-CBI6-BJ16-8PCS	0-5.0	75	BT40-LBK6-065	CBI6	BJ16-8PCS	6	115	65	64	4.9
BT50-CBI4-BJ10-5PCS	0-2.0	95	BT50-LBK4-115	CBI4	BJ10-5PCS	4	145	115	39	5.4
BT50-CBI5-BJ12-5PCS	0-3.5	95	BT50-LBK5-105	CBI5	BJ12-5PCS	5	145	105	50	6.0
BT50-CBI6-BJ16-8PCS	0-5.0	95	BT50-LBK6-095	CBI6	BJ16-8PCS	6	145	95	64	8.1

Fig.1

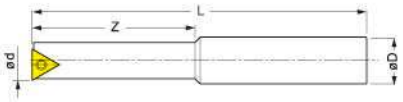

Fig.2



FINE BORING BAR TYPE BJ (FOR CBI4) CBI4專用小徑搪刀桿BJ型 《搪孔範圍Boring Range Ø8-Ø24mm》

型號 Type	Fig.	øD (mm)	ød (mm)	L (mm)	Z (mm)	刀片規格 Insert	螺絲 Clamp Screw	扳手 Wrench	本體重量 Weight (kg)
BJ1008-32	1	10	8-10	64	32	TB..0601..	Ø2.7xM2	T6	0.025
BJ1010-40	1	10	10-12	72	40	TB..0601..	Ø2.7xM2	T6	0.035
BJ1012-45	2	10	12-16	77	45	TP..0902..	M2.5	T8	0.045
BJ1016-45	2	10	16-20	77	45	TP..0902..	M2.5	T8	0.045
BJ1020-45	2	10	20-24	77	45	TP..0902..	M2.5	T8	0.045
※BJ10-5PCS	BJ1008-32	BJ1010-40	BJ1012-45	BJ1016-45	BJ1020-45				

FINE BORING BAR TYPE BJ (FOR CBI5) CBI5專用小徑搪刀桿BJ型 《搪孔範圍 Boring Range Ø8-Ø25mm》

型號 Type	Fig.	øD (mm)	ød (mm)	L (mm)	Z (mm)	刀片規格 Insert	螺絲 Clamp Screw	扳手 Wrench	本體重量 Weight (kg)
BJ1208-32	1	12	8-10	64	32	TB..0601..	Ø2.7xM2	T6	0.035
BJ1210-40	1	12	10-12	72	40	TB..0601..	Ø2.7xM2	T6	0.045
BJ1212-45	1	12	12-16	77	45	TP..0902..	M2.5	T8	0.055
BJ1216-45	2	12	16-20	77	45	TP..0902..	M2.5	T8	0.060
BJ1220-45	2	12	20-25	77	45	TP..0902..	M2.5	T8	0.065
※BJ12-5PCS	BJ1208-32	BJ1210-40	BJ1212-45	BJ1216-45	BJ1220-45				

FINE BORING BAR TYPE BJ (FOR CBI6) CBI6專用小徑搪刀桿BJ型 《搪孔範圍 Boring Range Ø6-Ø50mm》

型號 Type	Fig.	øD (mm)	ød (mm)	L (mm)	Z (mm)	刀片規格 Insert	螺絲 Clamp Screw	扳手 Wrench	本體重量 Weight (kg)
BJ1606-24	1	16	6-8	76	24	WB..0601..	Ø2.7xM2	T6	0.070
BJ1608-32	1	16	8-10	75	32	TB..0601..	Ø2.7xM2	T6	0.065
BJ1610-40	1	16	10-12	75	40	TB..0601..	Ø2.7xM2	T6	0.075
BJ1612-53	1	16	12-16	85	53	TP..0902..	M2.5	T8	0.085
BJ1616-68	1	16	16-20	100	68	TP..0902..	M2.5	T8	0.125
BJ1620-83	2	16	20-25	115	83	TP..0902..	M2.5	T8	0.170
BJ1625-90	2	16	25-30	122	90	TP..0902..	M2.5	T8	0.185
BJ1630-90	2	16	30-40	122	90	TP..0902..	M2.5	T8	0.190
BJ1640-90	2	16	40-50	122	90	TP..0902..	M2.5	T8	0.205
※BJ16-8PCS	BJ1608-32 BJ1620-83	BJ1610-40 BJ1625-90	BJ1612-53 BJ1630-90	BJ1616-68 BJ1640-90					

※表示盒裝包裝
※In Box Package

※切削加工時，小徑搪刀桿以3倍直徑伸出量為佳。
※Note:Outstretch of small diameter boring is better within 3 times of its diameter when in use.

EXTENSION ADAPTER FOR SMALL DIAMETER BORING BAR DEDICATED TO CBI SERIES TYPE AC
CBI系列專用小徑搪刀延長桿AC型

型號 Type	柄徑 øA(mm)	外徑 øD (mm) External Dia.	內徑 ød(mm)	延伸長度 L1 (mm)	孔深 W (mm)	全長Length L (mm)	適用搪刀頭	重量 (kg) Weight
AC1006-30	10	18	6	30	25	55	CBI4	0.060
AC1206-35	12	22	6	35	25	65	CBI5	0.120
AC1210-35	12	22	10	35	30	65	CBI5	0.105
AC1606-35	16	22	6	35	25	85	CBI6	0.120
AC1610-35	16	22	10	35	30	85	CBI6	0.145

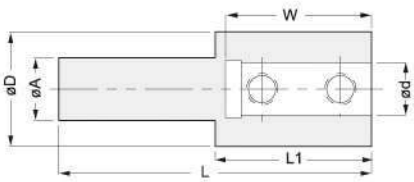

SUPER FINE DIAMETER TUNGSTEN CARBIDE BORING BAR DEDICATED TO CBI SERIES TYPE SBJ
CBI系列專用超小徑碳化鎢搪孔刀SBJ型

型號 Type	搪孔範圍 Boring Range				柄徑 øA	有效長 Length Z (mm)	總長 Total Length L (mm)	適用延長桿 AC型	重量 Weight (kg)
	最小加工直徑 ød min	最大加工直徑 ød max CBI 4	CBI 5	CBI 6					
SBJ0603-15	3	7	10	13	6	15	50		0.015
SBJ0604-20	4	8	11	14	6	20	50	AC1006-30	0.015
SBJ0605-25	5	9	12	15	6	25	60	AC1206-35 AC1606-35	0.020
SBJ0606-30	6	10	13	16	6	30	60		0.020
SBJ1008-35	8	12	15	18	10	35	75	AC1210-35	0.055
SBJ1010-40	10	14	17	20	10	40	75	AC1610-35	0.060

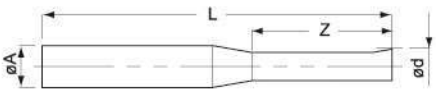

COLLET FOR TUNGSTEN CARBIDE SMALL DIAMETER MODULAR BORING BAR SERIES TYPE EC
碳化鎢組合式小徑搪刀桿專用套筒EC型

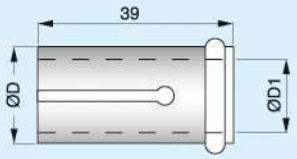

型號 Type	外徑ØD (mm)	內徑ØD1 (mm)	適用鎢鋼刀柄 Applicable Carbide Tool Holder	重量 (kg) Weight
EC1608	16	8	ST08	0.055
EC1610	16	10	ST10	0.040
EC1612	16	12	ST12	0.035
EC1614	16	14	ST14	0.025

TUNGSTEN CARBIDE SMALL DIAMETER MODULAR BORING BAR TYPE ST
碳化鎢組合式小徑搪刀桿ST型

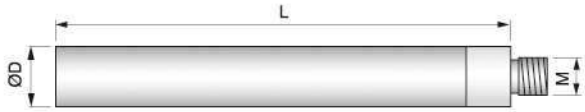

型號 Type	全長 L (mm)	柄徑ØD (mm)	結合牙 M (mm)	適用搪孔頭 Applicable Insert Holder	適用套筒 Applicable Bushing	重量 (kg) Weight
ST08-W5-100L	100	8	M5	BE09A, BE10.5A	EC1608	0.095
ST10-W6-110L	110	10	M6	BE12A	EC1610	0.14
ST12-W6-120L	120	12	M6	BE14A, BE16A	EC1612	0.24
ST14-W6-160L	160	14	M6	BE16A	EC1614	0.35
ST16-W10-160L	160	16	M10	BE18A,BE20A,BE22A,BE24A BE26A,BE28A,BE30A,BE32A BE34A,BE36A,BE38A,BE40A	----	0.46

MODULAR INSERT HOLDER TYPE BE - Boring Range from Ø9 - Ø42mm
組合式搪孔頭BE型

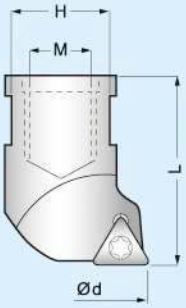

型號 Type	Ød (mm)	H (mm)	L (mm)	M (mm)	刀片規格 Insert	螺絲 Clamping Screw	扳手 Wrench	重量 (kg) Weight
BE09A	9-11	7	18	M5	TP..0802..	Ø3.2xM2	T6	0.02
BE10.5A	10.5-12.5	7	18	M5	TP..0802..	Ø3.2xM2	T6	0.02
BE12A	12-14	8	23	M6	TP..0802..	Ø3.2xM2	T6	0.02
BE14A	14-16	10	23	M6	TP..0802..	Ø3.2xM2	T6	0.025
BE16A	16-18	10	23	M6	TP..0802..	Ø3.2xM2	T6	0.025
BE18A	18-20	14	27	M10	TP..0802..	Ø3.2xM2	T6	0.03
BE20A	20-22	14	27	M10	TP..0802..	Ø3.2xM2	T6	0.04
BE22A	22-24	14	27	M10	TP..0802..	Ø3.2xM2	T6	0.04
BE24A	24-26	14	27	M10	TP..0802..	Ø3.2xM2	T6	0.04
BE26A	26-28	14	27	M10	TP..0802..	Ø3.2xM2	T6	0.04
BE28A	28-30	14	27	M10	TP..0802..	Ø3.2xM2	T6	0.04
BE30A	30-32	14	27	M10	TP..0802..	Ø3.2xM2	T6	0.04
BE32A	32-34	14	27	M10	TP..0802..	Ø3.2xM2	T6	0.04
BE34A	34-36	14	27	M10	TP..0802..	Ø3.2xM2	T6	0.04
BE36A	36-38	14	27	M10	TP..0802..	Ø3.2xM2	T6	0.04
BE38A	38-40	14	27	M10	TP..0802..	Ø3.2xM2	T6	0.045
BE40A	40-42	14	27	M10	TP..0802..	Ø3.2xM2	T6	0.045

CBR20、CBR30 MODULAR ASSEMBLIES FOR EXTERNAL BORING

- Boring Range from Ø5 - Ø52mm

CBR20, CBR30組合式外圓搪孔組件

Boring diameter Ø5~52 mm

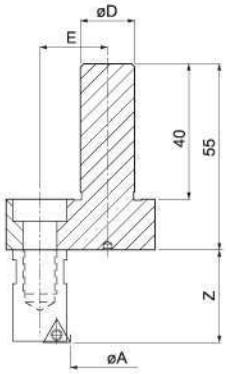

※加工時需反轉。 ※Spindle turning with counterclockwise.

型 號 Type	重量 kg Weight	搪孔頭BE型	外圓搪孔範圍 øA (mm)	偏心距離 E(mm)	有效深 Z (mm)	柄徑 øD (mm)	刀片規格 螺絲/扳手
C16-CBR20 C20-CBR20	0.16 0.195	BE36A	5-14	20	26	16/20	TP08/ Ø3.2xM2/ T6
		BE34A	7-16				
		BE32A	9-18				
		BE30A	11-20				
		BE28A	13-22				
		BE26A	15-24				
		BE24A	17-26				
		BE22A	19-28				
		BE20A	21-30				
		BE18A	23-32				
C16-CBR30 C20-CBR30	0.25 0.285	BE36A	25-34	30	26	16/20	TP08/ Ø3.2xM2/ T6
		BE34A	27-36				
		BE32A	29-38				
		BE30A	31-40				
		BE28A	33-42				
		BE26A	35-44				
		BE24A	37-46				
		BE22A	39-48				
		BE20A	41-50				
		BE18A	43-52				

※C16-CBR20、CBR30 為 CBI6 搪孔器專用搪外圓組件 ※C16-CBR20、CBR30 are the external boring assemblies for CBI6 boring system.
※C20-CBR20、CBR30 為 CBH2084 搪孔器專用搪外圓組件 ※C20-CBR20、CBR30 are the external boring assemblies for CBH2084 boring system.

EXTENSION ADAPTERS FOR CBR20、CBR30

CBR20, CBR30專用加長連接桿

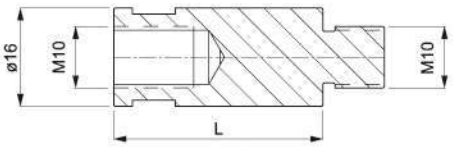

型 號 Type	適用搪孔頭	桿長 L(mm)	有效深 Z(mm)	結合牙 M	重量 kg Weight
CBRM10-34	BE18A-BE36A	34	60	M10	0.45
CBRM10-64	BE18A-BE36A	64	90	M10	0.95

CBH2084 FINISH BORING HEAD SET - 《Boring Range from Ø8-Ø280mm》

CBH2084微調搪刀套組

- 調整刻度每格調整尺寸為直徑0.01mm。
- The dial adjustment is 0.01mm on diameter.

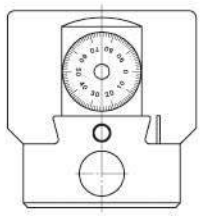

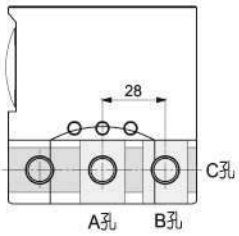

移動範圍 25mm
Moving range 25mm



BJ2020-L

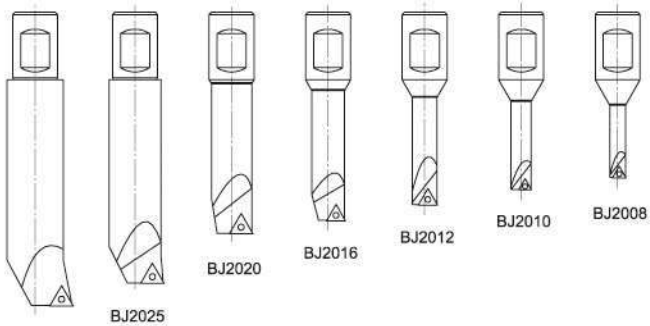

型 號 Type	重量 Weight (kg)
CBH2084 微調搪刀	3.3
CBH2084-BJ20-8PCS 盒裝	5.9
CBH2084-BT40 刀桿	1.9
CBH2084-BT50 刀桿	4.6
BT40-CBH2084-BJ20-8PCS 套組	7.8
BT50-CBH2084-BJ20-8PCS 套組	10.4

※BT刀桿獨立包裝。
※BT boring bar is packed independently.

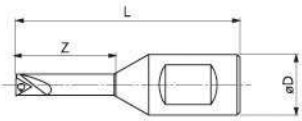

Fig.1

Fig.2

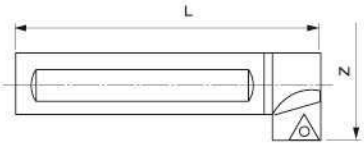

Fig.3

型 號 Type	樣式 Fig.	A孔 搪孔範圍	B孔 搪孔範圍	øD mm	L mm	Z mm	刀片規格 Insert	刀片螺絲 Screw	刀片扳手 Wrench	重量 kg Weight
BJ2008-32	1	8-58	64-114	20	80	32	TB..0601	Ø2.7xM2	T6	0.105
BJ2010-40		10-60	66-116		87	40				0.115
BJ2012-53		12-62	68-118		98	53	TP..0902	M2.5	T8	0.125
BJ2016-68		16-66	72-122		110	68				0.175
BJ2020-83		20-70	76-126		123	83	TP..1103	M3	T9	0.245
BJ2025-96	2	25-75	81-131		137	96				0.250
BJ2030-115		30-80	86-136		152	115				0.375
BJ20-20L	3	C孔120-280			100	100				0.455
BJ20-8PCS	BJ2008-32 BJ2010-40 BJ2012-53 BJ2016-68 BJ2020-83 BJ2025-96 BJ2030-115 BJ20-20L									2.6

※另可搭配外圓搪孔組件C20-CBR20、30。 ※Option of the external boring assemblies C20-CBR20, 30.

CBI6 SMALL DIAMETER FINISH BORING HEAD SET - 《Boring Range from Ø8-Ø50mm》
CBI6小徑微調精搪刀套組

- 調整刻度為圓周50等分，每格調整尺寸為直徑0.01mm，另有副尺可作更精細之調整。
- The dial has been graduated into 50 divisions, each of which is 0.01mm on diameter. There is a sub-dial for finer adjustment.

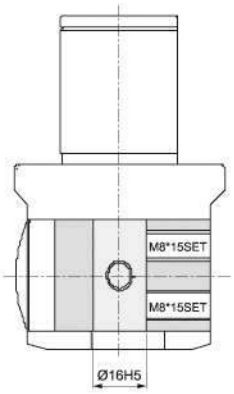

移動範圍 5mm
Moving range 5mm

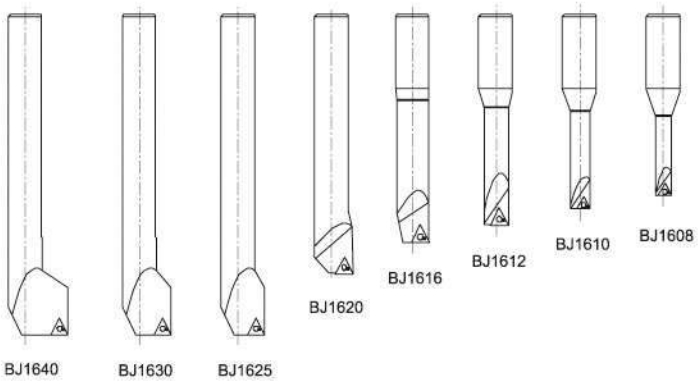

型 號 Type	重量 Weight (kg)
CBI6-BJ16-8PCS 盒裝	3.2
BT30-CBI6-BJ16-8PCS	4.2
BT40-CBI6-BJ16-8PCS	4.8
BT50-CBI6-BJ16-8PCS	7.8

※BT刀桿獨立包裝。
※BT boring bar is packed independently.

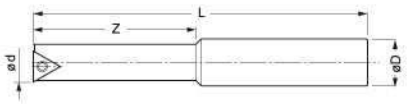

Fig.1

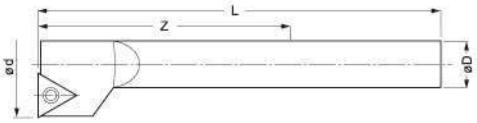

Fig.2

型 號 Type	樣式 Fig.	柄徑 H (mm)	搪孔範圍 ød (mm)	全長 L (mm)	有效長 Z (mm)	刀片規格 Insert	螺絲 Clamp Screw	扳手 Wrench	本體重量 kg Weight
BJ1608-32	1	16	8-10	75	32	TB..0601..	Ø2.7xM2	T6	0.065
BJ1610-40			10-12		40				0.075
BJ1612-53			12-16	85	53	TP..0902..	M2.5	T8	0.085
BJ1616-68			16-20	100	68				0.125
BJ1620-83	2		20-25	115	83				0.170
BJ1625-90			25-30	122	90				0.185
BJ1630-90			30-40		90				0.190
BJ1640-90			40-50		90				0.205
BJ16-8PCS	BJ1608-32 BJ1620-83		BJ1610-40 BJ1625-90		BJ1612-53 BJ1630-90	BJ1616-68 BJ1640-90			

※可另購BJ1606-24，搭配後搪孔範圍可達ø6-ø8，有效長24mm。
※With separate order of BJ1606-24, boring range can attain ø6-ø8mm, effective length 24mm.

※另可搭配外圓搪孔組件C16-CBR20、30。
※Option of the external boring assemblies C16-CBR20, 30.

FINE BORING BAR TYPE BR (FOR CBM55/ 68) 《搪孔範圍Boring Range Ø6-Ø28mm》
CBM55/68專用小徑搪刀桿BR型

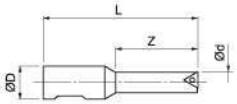

Fig.1



Fig.2

組合一

型號 Type	Fig.	加工直徑 Ød (mm)	小搪桿長度 L (mm)	有效長 Z (mm)	柄徑 ØD (mm)	刀片規格/螺絲/扳手
BR1606-21	1	ø6 - ø9	55	21	16	WB06 / Ø3xM2 / T6
BR1608-28	1	ø8 - ø11	58	28	16	TB06 / Ø2.7xM2 / T6
BR1610-35	1	ø10 - ø13	64	35	16	TB06 / Ø2.7xM2 / T6
BR1612-42	1	ø12 - ø15	68	42	16	TP09 / M2.5 / T8
BR1614-50	1	ø14 - ø17	76	50	16	TP09 / M2.5 / T8
BR1616-60	1	ø16 - ø20	86	60	16	TP09 / M2.5 / T8
BR1620-65	2	ø20 - ø24	90	65	16	TP09 / M2.5 / T8
BR1624-68	2	ø24 - ø28	93	68	16	TP09 / M2.5 / T8
BR16-8PCS						

TRANSFER BAR FOR INSERT HOLDER CI6-BR + SP INSERT HOLDER (FOR CBM55/68)
CBM55/68專用刀片座轉接桿CI6-BR+SP刀片座《搪孔範圍Boring Range Ø27-Ø68mm》

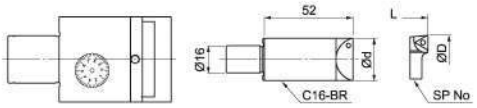

組合二

搪頭型號 Type	刀片座轉接桿	Ød(mm)	刀片座型號	加工直徑ØD(mm)	加工長度L(mm)	刀片規格/螺絲/扳手
CBM55 CBM68	C16-BR27	25	SP27	ø27 - ø40	62	CC06 / M2.5 / T8
	C16-BR35	32	SP35	ø35 - ø50	65	TP09 / M2.5 / T8
CBM55 CBM68	C16-BR45	40	SP45	ø45 - ø68	68	CC09 / M4 / T15 TP09 / M2.5 / T8 TC11 / M2.5 / T8

SUPER FINE DIAMETER TUNGSTEN CARBIDE BORING BAR DEDICATED TO CBM55/68 SERIES TYPE SBJ
CBM55/68系列專用超小徑碳化鎢搪孔刀

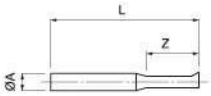

型號 Type	搪孔範圍 Boring Range ød (mm)	柄徑 øA	有效長 Length Z (mm)	總長 Total Length L (mm)
SBJ0603-15	3 - 5	6	15	50
SBJ0604-20	4 - 6	6	20	50
SBJ0605-25	5 - 7	6	25	60
SBJ0606-30	6 - 8	6	30	60
SBJ1008-35	8 - 10	10	35	75
SBJ1010-40	10 - 12	10	40	75

FORWARD/REVERSE INSERT HOLDER (FOR CBM55/68)
CBM55/68專用正反搪刀片座《搪孔範圍Boring Range Ø55-Ø154mm》

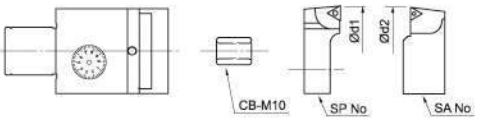

組合三

搪頭型號Type	轉接螺母	正搪刀片座	正搪加工直徑Ød1(mm)	反搪刀片座	反搪加工直徑Ød2(mm)	刀片規格/螺絲/扳手
CBM55	CB-M10	SP55	ø55 - ø80	SA55	ø60 - ø84	
CBM55	CB-M10	SP68	ø68 - ø104	SA68	ø78 - ø115	CC09 / M4 / T15
CBM55	CB-M10	SP100	ø100 - ø154	SA100	ø110 - ø164	TP09 / M2.5 / T8
CBM68	CB-M10	SP68	ø68 - ø104	SA68	ø78 - ø115	TC11 / M2.5 / T8
CBM68	CB-M10	SP100	ø100 - ø154	SA100	ø110 - ø164	

EXTENSION ADAPTER FOR SMALL DIAMETER BORING BAR DEDICATED TO CBM55/68 SERIES TYPE CI6-BRC
CBM55/68系列專用小徑搪刀延長桿 CI6-BRC型
《搪孔範圍Boring Range Ø3-Ø12mm》

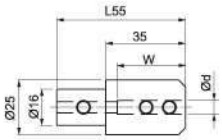

型號 Type	內徑 ød (mm)	內徑深 W (mm)
C16-BRC06	6	25
C16-BRC10	10	30

ADAPTER PLATE CB150 AND BALANCE BASE RCM100 FOR CBM55/68/100 《搪孔範圍Boring Range Ø150-Ø204mm》
CBM55/68/100專用轉接板CB150與平衡塊RCM100 (for CBM55/68/100)

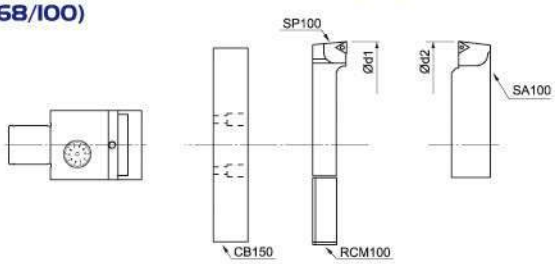

組合四

搪頭型號 Type	轉接板+平衡塊	正搪刀片座	正搪加工直徑Ød1(mm)	反搪刀片座	反搪加工直徑Ød2(mm)	刀片規格/螺絲/扳手 Insert/Clamp Screw/Wrench
CBM55	CB150+RCM100	SP100	ø150 - ø204	SA100	ø160 - ø214	CC09 / M4 / T15
CBM68	CB200+RCM100	SP100	ø200 - ø254	SA100	ø210 - ø264	TP09 / M2.5 / T8
CBM100	CB250+RCM100	SP100	ø250 - ø304	SA100	ø260 - ø314	TC11 / M2.5 / T8

CBM55 MICRO ADJUSTMENT BORING HEAD/SET

- Boring Range from Ø6 - Ø154mm

CBM55精密微調搪孔頭套組

- 調整刻度每格調整尺寸為直徑0.002mm。
- The dial adjustment is each 0.002mm on diameter.

※套組零件編號12號附1只。
※Enclosed each 1 pc with kits parts of No.12.

零件編號	型 號 Type	加工直徑 Boring Diameter(mm)	有效長 Z(mm)	刀片規格/螺絲/扳手 Insert/Clamp Screw/Wrench	重量 with Box Weight (kg)
1	BR1606-21	ø6 - ø9	21	WB06 / Ø3xM2 / T6	
2	BR1608-28	ø8 - ø11	28	TB06 / Ø2.7xM2 / T6	
3	BR1610-35	ø10 - ø13	35	TB06 / Ø2.7xM2 / T6	
4	BR1612-42	ø12 - ø15	42	TP09 / M2.5 / T8	
5	BR1614-50	ø14 - ø17	50	TP09 / M2.5 / T8	
6	BR1616-60	ø16 - ø20	60	TP09 / M2.5 / T8	
7	BR1620-65	ø20 - ø24	65	TP09 / M2.5 / T8	4.7
8	BR1624-68	ø24 - ø28	68	TP09 / M2.5 / T8	
9	C16-BR27-SP27	ø27 - ø40	62	TP09 / M2.5 / T8	
10	C16-BR35-SP35	ø35 - ø50	65	TP09 / M2.5 / T8	
11	C16-BR45-SP45	ø45 - ø68	68	TP09 / M2.5 / T8	
12+13	CB-M10-SP55	ø55 - ø80	-	TP09 / M2.5 / T8	
12+14	CB-M10-SP68	ø68 - ø104	-	TP09 / M2.5 / T8	
12+15	CB-M10-SP100	ø100 - ø154	-	TP09 / M2.5 / T8	

※可另購CB150轉接板與RCM100平衡塊，搭配後搪孔範圍可達Ø204mm。
※Boring range can be up to Ø204mm with option of CB150 adapter plate and RCM100 balance base.

CBM68 MICRO ADJUSTMENT BORING HEAD/SET

- Boring Range from Ø6 - Ø204mm

CBM68精密微調搪孔頭套組

- 調整刻度每格調整尺寸為直徑0.002mm。
- The dial adjustment is each 0.002mm on diameter.



※套組零件編號12號、15號各附1只。
※Enclosed each 1 pc with kits parts of No. 12 and No.15.

零件編號	型 號 Type	加工直徑 Boring Diameter(mm)	有效長 Z(mm)	刀片規格/螺絲/扳手 Insert/Clamp Screw/Wrench	重量 with Box Weight (kg)
1	BR1606-21	ø6 - ø9	21	WB06 / Ø3xM2 / T6	
2	BR1608-28	ø8 - ø11	28	TB06 / Ø2.7xM2 / T6	
3	BR1610-35	ø10 - ø13	35	TB06 / Ø2.7xM2 / T6	
4	BR1612-42	ø12 - ø15	42	TP09 / M2.5 / T8	
5	BR1614-50	ø14 - ø17	50	TP09 / M2.5 / T8	
6	BR1616-60	ø16 - ø20	60	TP09 / M2.5 / T8	
7	BR1620-65	ø20 - ø24	65	TP09 / M2.5 / T8	6.3
8	BR1624-68	ø24 - ø28	68	TP09 / M2.5 / T8	
9	C16-BR27-SP27	ø27 - ø40	62	TP09 / M2.5 / T8	
10	C16-BR35-SP35	ø35 - ø50	65	TP09 / M2.5 / T8	
11	C16-BR45-SP45	ø45 - ø68	68	TP09 / M2.5 / T8	
12+14	CB-M10-SP68	ø68 - ø104	-	TP09 / M2.5 / T8	
12+15	CB-M10-SP100	ø100 - ø154	-	TP09 / M2.5 / T8	
17+16+15	CB150-RCM100-SP100	ø150 - ø204	-	TP09 / M2.5 / T8	

※可另購CB200轉接板，搭配後搪孔範圍可達Ø254mm。 ※可另購CB250轉接板，搭配後搪孔範圍可達Ø304mm。
※Boring range up to Ø254mm can be match with option of CB200 adapter plate.
※Boring range up to Ø304mm can be match with option of CB250 adapter plate.

INTEGRATED DAMPED TUNGSTEN CARBIDE FINE BORING TOOL

直柄整體式碳化鎢減震精搪刀桿

專利產品
Patent Products

中國 ZL 2015 2 0282217.6
China ZL 2015 2 0282261.7
台灣 Patent No. M 505356
Taiwan Patent No. M 510806

Feature

- By integrating STABLELINE® technology into the combination of tungsten carbide tool bar, damper device and precision micro-adjustment boring head offers maximum stiffness and excellent surface finishes for your boring operations.
- Boring range from Ø17 mm up to Ø102 mm in standard assortment.
- The SC-SCBH series boring tools are ideal for successful boring operations at overhangs reaching from 10 up to 12 times bar diameter. In case the overhangs less than 10xD, cut the section from machine-clamp end to reduce the extension length (Z), thus to obtain the best machining stability and accuracy.

- 直柄碳化鎢桿+減震器+精密微調搪頭整體式的結合可在搪孔加工上得到最大剛性與切削性能。
- 具有多種規格，自Ø17~Ø102均可搭配使用，所有規格均具有中心出水功能。
- 本產品應用在加工深度為柄徑的10~12倍深，如果加工深度未達到10倍深，可將尾端切除部份以便於夾持時縮短伸出量(Z)，更能增加切削效能。

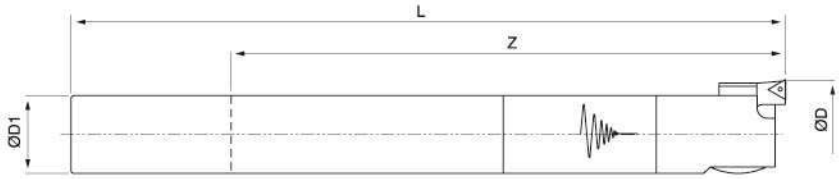

型號 Type	搪孔範圍 ØD (mm) Boring Range	有效長 Z (mm)	總 長 L (mm)	柄 徑 ØD1 (mm)	重量 Weight (kg)
SC19-SCBH20-280	20-26	200	280	19	1.02
SC19-SCBH20-320	20-26	240	320	19	1.17
SC24-SCBH25-330	25-33	250	330	24	1.84
SC24-SCBH25-380	25-33	300	380	24	2.12
SC32-SCBH32-400	33-42	320	400	32	3.51
SC32-SCBH32-460	33-42	380	460	32	4.04
SC40-SCBH40-590	40-55	500	590	40	8.09
SC40-SCBH40-670	40-55	580	670	40	10.13
SC50-SCBH52-770	52-75	620	770	50	16.24
SC50-SCBH52-870	52-75	720	870	50	18.17
SC60-SCBH68-900	68-102	750	900	60	32.72
SC60-SCBH68-1050	68-102	900	1050	60	37.01

SIDE LOCK HOLDER FOR TUNGSTEN CARBIDE FINE BORING TOOL
碳化鎢減震桿專用側固式刀桿

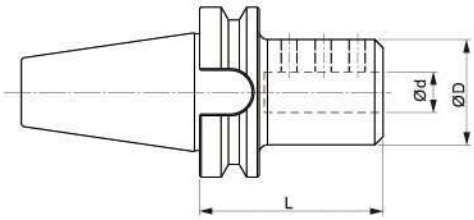

型 號 Type	內 徑 Ød (mm)	外 徑 ØD (mm)	刀桿長 L (mm)	重量 Weight (kg)
BT50-SLA19-105-W	19	40	105	4.00
BT50-SLA19-150-W	19	40	150	4.40
BT50-SLA20-105-W	20	40	105	4.00
BT50-SLA20-150-W	20	40	150	4.40
BT50-SLA24-105-W	24	45	105	4.10
BT50-SLA24-150-W	24	45	150	4.50
BT50-SLA25-105-W	25	45	105	4.10
BT50-SLA25-150-W	25	45	150	4.50
BT50-SLA32-105-W	32	62	105	4.40
BT50-SLA32-150-W	32	62	150	5.25
RBT50-SLA40-150-W	40	80	150	6.10
RBT50-SLA50-150-W	50	90	150	8.00
RBT50-SLA60-165-W	60	100	165	11.00

COLLET 專用套筒

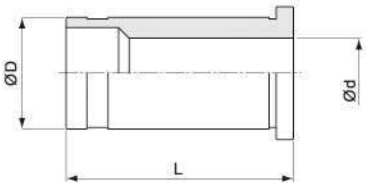

C32-24

型 號 Type	內 徑 Ød (mm)	外 徑 ØD (mm)	全 長 L (mm)	重 量 (kg)
C32-16	16	32	65	0.30
C32-19	19	32	65	0.25
C32-20	20	32	65	0.20
C32-24	24	32	65	0.18
C32-25	25	32	65	0.16

C32 STRAIGHT SHANK BORING BAR
C32直柄搪刀桿 – 接合搪刀頭

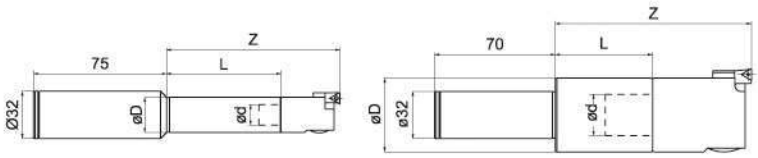

型號 Type	內孔徑 Inside Dia. ød (mm)	外徑 External Dia. øD (mm)	長度 Length L (mm)	有效長 Z (mm)	接合搪刀頭 Applicable Boring Heads	重量 Weight (kg)
C32-LBK1-075L	11	19	75	110	CBH20 ; MBH20	0.5
C32-LBK2-070L	14	24	70	110	RBH25(LA) CBH25 ; MBH25	0.55
C32-LBK2-120L	14	24	120	160		0.8
C32-LBK3-070L	18	31	70	110	RBH32(LA) CBH32 ; MBH32	0.65
C32-LBK3-120L	18	31	120	160		0.95
C32-LBK4-060L	22	39	60	110	RBH40(LA) CBH40 ; MBH40	0.8
C32-LBK4-110L	22	39	110	160		1.2
C32-LBK5-060L	28	50	60	120	RBH52(LA) CBH52 ; MBH52	1
C32-LBK5-120L	28	50	120	180		1.95
C32-LBK6-060L	36	64	60	130	RBH68(LA); RBH90(LA) CBH68 ; MBH68	1.55
C32-LBK6-120L	36	64	120	190		2.9

※此規格不含搪刀頭 ※Boring head is not included.

SK TAPER SHANK SPECIFICATIONS
SK刀桿規格表

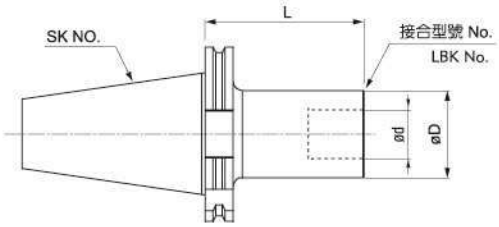

型號 Type	長度 Length L (mm)	外徑 External Dia. øD (mm)	內徑 Internal Dia. ød (mm)	接合搪刀頭 Applicable Boring Heads	重量 Weight (kg)
SK40-LBK1-75	75	19	11	CBH20 ; MBH20	1.02
SK40-LBK2-80	80	24	14	RBH25(LA) ; CBH25 ; MBH16, 25	1.09
SK40-LBK3-95	95	31	18	RBH32(LA) ; CBH32 ; MBH32	1.25
SK40-LBK4-85	85	39	22	RBH40(LA) ; CBH40 ; MBH40 ; CBI4	1.36
SK40-LBK5-75	75	50	28	RBH52(LA) ; CBH52 ; MBH52 ; CBI5	1.46
SK40-LBK6-65	65	64	36	RBH68(LA) ; RBH90(LA) ; CBH68 ; MBH68 ; CBI6	1.48
SK50-LBK1-115	115	31/19	11	CBH20 ; MBH20	3.13
SK50-LBK2-110	110	24	14	RBH25(LA) ; CBH25 ; MBH16, 25	3.14
SK50-LBK3-125	125	31	18	RBH32(LA) ; CBH32 ; MBH32	3.35
SK50-LBK4-115	115	39	22	RBH40(LA) ; CBH40 ; MBH40 ; CBI4	3.61
SK50-LBK5-105	105	50	28	RBH52(LA) ; CBH52 ; MBH52 ; CBI5	3.83
SK50-LBK6-95	95	64	36	RBH68(LA) ; RBH90(LA) ; CBH68,100,150 ; MBH68 ; CBI6	4.02
SK50-LBK7-100	100	88	58	CBH100,150A ; CBH200~500 ; RBH90,120,160A-LA ; RBH200~500LA ; MBH100,140A ; CBR200~500	4.85
SK50-BST-105	105	95	50	RBH200, 300, 400 ; WBST150, 200, 300, 400	4.66

EXTENSION (CONSTANT DIAMETER)
等徑搪刀延長桿

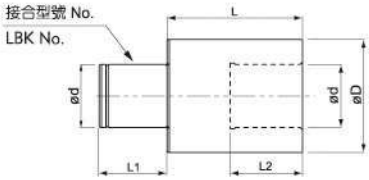

規格 Type	ød (mm)	øD (mm)	L (mm)	L1 (mm)	L2 (mm)	接合搪刀頭 Applicable Boring Heads	重量 kg Weight
LBK1-1-30L	11	19	30	13	15	CBH20; MBH20	0.07
LBK2-2-30L	14	24	30	16	18	RBH25(LA); CBH25; MBH16, 25	0.10
LBK3-3-30L	18	31	30	20	22	RBH32(LA); CBH32; MBH32	0.15
LBK4-4-45L	22	39	45	24	26	RBH40(LA); CBH40; MBH40	0.40
LBK5-5-60L	28	50	60	30	32	RBH52(LA) ; CBH52; MBH52	0.80
LBK6-6-60L	36	64	60	40	42	RBH68(LA); RBH90(LA); CBH68,100,150; MBH68	1.40
LBK7-7-105L	58	88	105	50	52	CBH100,150A ; CBH200~500 ; RBH90,120,160A-LA ; RBH200~500LA ; MBH100,140A	4.85

EXTENSION (REDUCING)
異徑搪刀延長桿

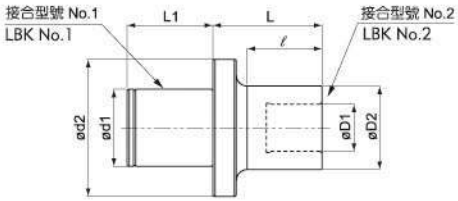

型號 Type	ød 1 (mm)	ød 2 (mm)	L1 (mm)	øD1 (mm)	øD2 (mm)	L (mm)	ℓ (mm)	接合搪刀頭 Applicable Boring Heads	重量 kg Weight
LBK2-1-36L	14	24	16	11	19	36	30	CBH20; MBH20	0.10
LBK3-1-41L	18	31	20	11	19	41	30		0.15
LBK3-2-37L	18	31	20	14	24	37	25	RBH25LA; CBH25; MBH16, 25	0.15
LBK4-1-58L	22	39	24	11	19	58	40	CBH20; MBH20	0.30
LBK4-2-50L	22	39	24	14	24	50	36	RBH25LA; CBH25; MBH16, 25	0.30
LBK4-3-50L	22	39	24	18	31	50	37	RBH32LA; CBH32; MBH32	0.35
LBK5-1-60L	28	50	30	11	19	60	40	CBH20; MBH20	0.45
LBK5-2-54L	28	50	30	14	24	54	35	RBH25LA; CBH25; MBH16, 25	0.45
LBK5-2-74L	28	50	30	14	24	74	55		0.50
LBK5-3-47L	28	50	30	18	31	47	29	RBH32LA; CBH32; MBH32	0.50
LBK5-3-72L	28	50	30	18	31	72	54		0.60
LBK5-4-42L	28	50	30	22	39	42	25	RBH40LA; CBH40; MBH40	0.50
LBK5-4-67L	28	50	30	22	39	67	50		0.70
LBK6-1-70L	36	64	40	11	19	70	40	CBH20; MBH20	0.90
LBK6-2-63L	36	64	40	14	24	63	45	RBH25LA; CBH25; MBH16, 25	0.70
LBK6-2-93L	36	64	40	14	24	93	75		0.80
LBK6-3-56L	36	64	40	18	31	56	39	RBH32LA; CBH32; MBH32	0.75
LBK6-3-96L	36	64	40	18	31	96	79		0.95
LBK6-4-51L	36	64	40	22	39	51	35	RBH40LA; CBH40; MBH40	0.85
LBK6-4-101L	36	64	40	22	39	101	85		1.30
LBK6-5-41L	36	64	40	28	50	41	25	RBH52LA; CBH52; MBH52	0.85
LBK6-5-91L	36	64	40	28	50	91	75		1.45
LBK7-6-117L	58	88	50	36	64	117	100	RBH68(LA) ; RBH90(LA) ; CBH68	3.54

CHAMFER RING 倒角環

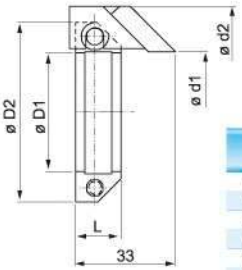

型號 Type	接合型號 No.	最小加工直徑ød1	最大加工直徑 ød2	L	重量 (kg) Weight
CR1	LBK1	19.5	42	15	0.08
CR2	LBK2	24.5	48		0.09
CR3	LBK3	31.5	55		0.11
CR4	LBK4	39.5	64		0.14
CR5	LBK5	51.0	75		0.17
CR6	LBK6	65.0	90		0.18

INSERT OF CHAMFER RING
倒角環刀片

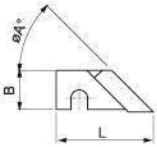

型號 Type	角度 A	長度 L Lenght	寬度 B Width	重量 (kg) Weight
CB30	30	35	14	0.015
CB45	45			
CB60	60			

TAPER SHANK FOR BORING HEADS SERIES BST,LBK
搪刀刀桿BST系列,LBK系列

LBK系列
LBK Series

Fig.1

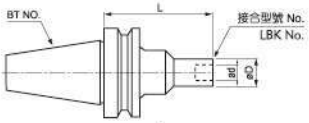

Fig.2

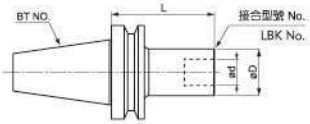

BST系列
BST Series

Fig.3

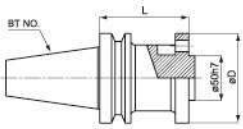

型號 Type	樣式 Fig.	長度 L(mm) Length	外徑 øD (mm) External Diameter	內徑 ød (mm) Internal Diameter	接合搪刀頭 Applicable Boring Heads	重量 Weight(kg)
BT30-LBK1-070L	2	70	19	11	CBH20; MBH20	0.5
BT30-LBK2-080L		80	24	14	RBH25LA ; CBH25; MBH16, 25	0.6
BT30-LBK3-080L		80	31	18	RBH32LA ; CBH32; MBH32	0.7
BT30-LBK4-070L		70	39	22	RBH40LA ; CBH40; MBH40; CBI4	0.8
BT30-LBK5-060L		60	50	28	RBH52LA ; CBH52; MBH52; CBI5	0.8
BT30-LBK6-060L		60	64	36	RBH68LA ; RBH90LA ; CBH68 ; MBH68; CBI6	1.0
BT40-LBK1-075L	2	75	19	11	CBH20; MBH20	1.0
BT40-LBK1-090L		90				1.1
BT40-LBK1-105L		105				1.2
BT40-LBK2-085L		85	24	14	RBH25LA ; CBH25; MBH16, 25	1.1
BT40-LBK2-100L		100				1.2
BT40-LBK2-115L		115				1.4
BT40-LBK3-095L		95	31	18	RBH32LA ; CBH32; MBH32	1.2
BT40-LBK3-125L		125				1.5
BT40-LBK3-155L		155				1.7
BT40-LBK4-085L		85	39	22	RBH40LA ; CBH40; MBH40; CBI4	1.3
BT40-LBK4-130L		130				1.9
BT40-LBK4-175L		175				2.2
BT40-LBK5-075L		75	50	28	RBH52LA ; CBH52; MBH52; CBI5	1.3
BT40-LBK5-125L		125				2.3
BT40-LBK5-175L		175				3.0
BT40-LBK6-065L		65	64	36	RBH68LA ; RBH90LA ; CBH68 ; MBH68; CBI6	1.3
BT40-LBK6-115L		115				2.7
BT40-LBK6-165L		165				3.9
BT40-LBK7-100L		100	88	58	CBH100,150A	2.9
BT50-LBK1-115L	1	115	Ø31(L30) / Ø19	11	CBH20 ; MBH20	4.0
BT50-LBK1-145L		145				4.1
BT50-LBK2-125L		125	Ø39(L15) / Ø24	14	RBH25LA ; CBH25; MBH16, 25	3.9
BT50-LBK2-155L		155				4.0
BT50-LBK3-125L	2	125	31	18	RBH32LA ; CBH32; MBH32	4.1
BT50-LBK3-155L		155				4.2
BT50-LBK4-115L		115	39	22	RBH40LA ; CBH40; MBH40; CBI4	4.3
BT50-LBK4-145L		145				4.4
BT50-LBK4-175L		175				4.8
BT50-LBK4-215L	1	215	Ø50(L10) / Ø39			4.9
BT50-LBK5-105L	2	105	50	28	RBH52LA ; CBH52; MBH52; CBI5	4.5
BT50-LBK5-180L		180				5.5
BT50-LBK5-240L		240				6.2
BT50-LBK5-300L	1	300	Ø64(L60) / Ø50			7.6
BT50-LBK6-095L	2	95	64	36	RBH68LA ; RBH90LA ; CBH68 ; MBH68; CBI6	4.5
BT50-LBK6-170L		170				6.3
BT50-LBK6-230L		230				7.6
BT50-LBK6-290L		290				9.0
BT50-LBK6-350L	1	350	Ø90(L120) / Ø64			13.5
BT50-LBK7-100L	2	100	88	58	CBH100,150A ; CBH200~500 ; RBH90,120,160A-LA ; RBH200~500LA ; MBH100,140A ; CBR200~500	4.8
BT50-LBK7-150L		150				6.5
BT50-LBK7-200L		200				8.0
BT50-LBK7-250L		250				9.0
BT50-LBK7-300L		300				10.0
BT50-LBK7-350L		350				12.0
BT50-LBK7-400L		400				14.0
BT50-LBK7-450L		450				17.1
BT50-LBK7-500L		500				18.7
BT50-LBK7-550L		550				20.4
BT40-BST-070L	3	70	95	50	RBH200, 300, 400 WBST150, 200, 300, 400	3.2
BT50-BST-100L		100				5.1
BT50-BST-150L		150				6.8
BT50-BST-200L		200				9.6
BT50-BST-250L		250				11.5
BT50-BST-300L		300				14.4
BT50-BST-350L		350				16.8
BT50-BST-400L		400				19.3
BT50-FMA47.625-75		75	128	47.625	RBH600LA~RBH1600LA; CBH600~CBH1600	7.0

PSC/LBK BORING HEAD SHANK
PSC/LBK 搪頭刀柄

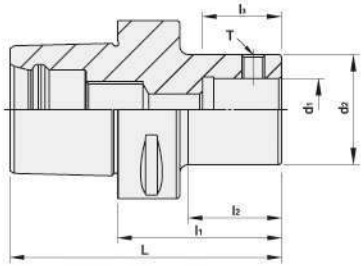

Model No. / Type	L	l_1	l_2	l_3	d_1	d_2	T	Weight (kgs)
PSC40 x LBK1 - 48	72	48	22.5	18	11	19	M4 x 0.5P	0.40
PSC40 x LBK2 - 45	69	45	19.5	18.5	14	24	M5 x 0.5P	0.40
PSC40 x LBK3 - 40	64	40	17	24	18	31	M6 x 0.75P	0.50
PSC40 x LBK4 - 33	57	33	12.5	28	22	39	M8 x 0.75P	0.50
PSC50 x LBK1 - 73	103	73	47.5	18	11	19	M4 x 0.5P	0.50
PSC50 x LBK2 - 85	115	85	60.5	18.5	14	24	M5 x 0.5P	0.60
PSC50 x LBK3 - 55	85	55	30	24	18	31	M6 x 0.75P	0.60
PSC50 x LBK3 - 80	110	80	55	24	18	31	M6 x 0.75P	0.70
PSC50 x LBK4 - 48	78	48	23	28	22	39	M8 x 0.75P	0.60
PSC50 x LBK4 - 73	103	73	48	28	22	39	M8 x 0.75P	0.70
PSC50 x LBK5 - 50	80	50	30	35	28	50	M10 x 1.0P	0.60
PSC50 x LBK5 - 83	113	83	63	35	28	50	M10 x 1.0P	1.30
PSC50 x LBK6 - 50	80	50	30	42	36	63	M12 x 1.0P	1.00
PSC63 x LBK1 - 78	116	78	44	18	11	19	M4 x 0.5P	1.20
PSC63 x LBK2 - 90	128	90	53	18.5	14	24	M5 x 0.5P	1.30
PSC63 x LBK3 - 65	103	65	38	24	18	31	M6 x 0.75P	1.30
PSC63 x LBK3 - 100	138	100	73	24	18	31	M6 x 0.75P	1.50
PSC63 x LBK4 - 58	96	58	31	28	22	39	M8 x 0.75P	1.30
PSC63 x LBK4 - 93	131	93	66	28	22	39	M8 x 0.75P	1.70
PSC63 x LBK5 - 48	86	48	22	35	28	50	M10 x 1.0P	1.30
PSC63 x LBK5 - 83	121	83	57	35	28	50	M10 x 1.0P	1.70
PSC63 x LBK6 - 59	97	59	37	42	36	63	M12 x 1.0P	1.60
PSC63 x LBK6 - 94	132	94	72	42	36	63	M12 x 1.0P	2.30

Features:

※Internal tolerance is H6.
※Center through coolant supply is available.

Product information:

※The pre-balance reaches G6.3 5,000 rpm. Higher balancing grade and relevolution can be done upon request but additional charge is needed.

APPLICABLE BORING HEAD SERIES:

CBH	MBH	CBM	RBM	RBH-LA	CBR	CBI	Extension

PSC/LBK BORING HEAD SHANK
PSC/LBK 搪頭刀柄

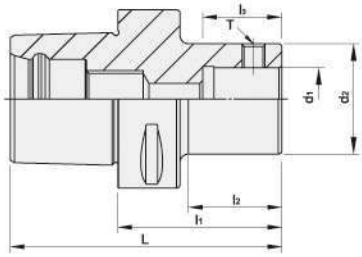

Model No. / Type	L	l_1	l_2	l_3	d_1	d_2	T	Weight (kgs)
PSC80 x LBK1 - 103	151	103	68	18	11	19	M4 x 0.5P	2.60
PSC80 x LBK2 - 115	163	115	80	18.5	14	23.5	M5 x 0.5P	2.70
PSC80 x LBK3 - 125	173	125	90	24	18	31	M6 x 0.75P	2.90
PSC80 x LBK4 - 118	166	118	83	28	22	39	M8 x 0.75P	3.10
PSC80 x LBK4 - 178	226	178	138	28	22	39	M8 x 0.75P	3.70
PSC80 x LBK5 - 108	156	108	73	35	28	50	M10 x 1.0P	3.50
PSC80 x LBK5 - 183	231	183	143	35	28	50	M10 x 1.0P	4.60
PSC80 x LBK6 - 74	122	74	39	42	36	63	M12 x 1.0P	3.20
PSC80 x LBK6 - 169	217	169	134	42	36	63	M12 x 1.0P	5.80
PSC80 x LBK7 - 73	121	73	38	52	46	90	M20 x 1.5P	5.00
PSC80 x LBK7 - 123	171	123	88	52	46	90	M20 x 1.5P	8.40

Features:

※Internal tolerance is H6.
※Center through coolant supply is available.

Product information:

※The pre-balance reaches G6.3 5,000 rpm. Higher balancing grade and relevolution can be done upon request but additional charge is needed.

APPLICABLE BORING HEAD SERIES:

CBH	MBH	CBM	RBM	RBH-LA	CBR	CBI	Extension

FIXED ROUGH BORING BARS
固定式粗搪刀

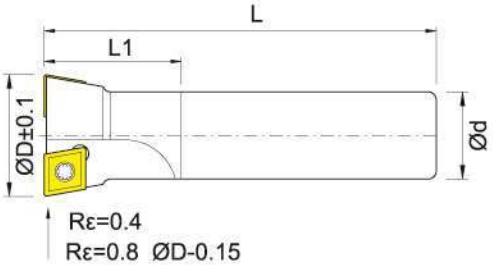

中心出水鋼柄 示意圖 Coolant steel shank

Item code	L	Item code	L	Item code	L	Item code	L	Dimensions,mm D Rε=0.4	d	L1	Insert	Teeth
TB08-S16-120	120							7.8	16	12	CC..060204	1
TB09-S16-120								8.8		14		
TB10-S16-120		TB10-S16-160	160	TB10-S16-200	200			9.8		25		
TB11-S16-120		TB11-S16-160		TB11-S16-200				10.8				
TB12-S16-120		TB12-S/A16-160		TB12-S16-200				11.8		30		
TB13-S16-120		TB13-S/A16-160		TB13-S16-200				12.8				
TB14-S16-120		TB14-S/A16-160		TB14-S16-200				13.8				
TB15-S16-120	120	TB15-S/A16-160	160	TB15-S16-200	200	TB15-S16-250	250	14.8	16	30	CC..060204	1
TB16-S16-120		TB16-S/A16-160		TB16-S16-200				15.8				2
TB17-S16-120		TB17-S/A16-160		TB17-S16-200				16.8				
TB18-S16-120		TB18-S/A16-160		TB18-S16-200		TB18-S16-250	250	17.8				
TB19-S16-120		TB19-S/A16-160		TB19-S16-200		TB19-S16-250		18.8				
TB20-S16-120		TB20-S/A16-160		TB20-S16-200		TB20-S16-250		19.8				
TB21-S16-120		TB21-S/A16-160		TB21-S16-200		TB21-S16-250		20.8				
TB22-S16-120		TB22-S/A16-160		TB22-S16-200		TB22-S16-250		21.8				
TB23-S20-130	130	TB23-S/A20-160	160	TB23-S20-200	200	TB23-S20-250	250	22.8	20	30	CC..060204	2
TB24-S20-130		TB24-S/A20-160		TB24-S20-200		TB24-S20-250		23.8				
TB25-S20-130		TB25-S20-160		TB25-S20-200		TB25-S20-250		24.8				
TB26-S20-130	130	TB26-S20-160	160	TB26-S/A20-200	200	TB26-S20-250	250	25.8	20	30	CC..09T304	2
TB27-S20-130		TB27-S20-160		TB27-S/A20-200		TB27-S20-250		26.8				
TB28-S20-130		TB28-S20-160		TB28-S/A20-200		TB28-S20-250		27.8				
TB29-S20-130		TB29-S20-160		TB29-S/A20-250				28.8				
TB29-S25-160	160	TB29-S25-200	200	TB29-S25-250	250			28.8	25	30	CC..09T304	2
TB30-S25-160		TB30-S/A25-200		TB30-S25-250		TB30-S25-300	300	29.8		40		
TB31-S25-160		TB31-S/A25-200		TB31-S25-250		TB31-S25-300		30.8				
TB32-S25-160		TB32-S/A25-200		TB32-S25-250		TB32-S25-300		31.8				
TB33-S25-160		TB33-S/A25-200		TB33-S25-250		TB33-S25-300		32.8				
TB34-S25-160		TB34-S/A25-200		TB34-S25-250		TB34-S25-300		33.8				
TB35-S25-160		TB35-S/A25-200		TB35-S25-250		TB35-S25-300		34.8				
TB36-S25-160		TB36-S/A25-200		TB36-S25-250		TB36-S25-300		35.8				
TB37-S25-160		TB37-S/A25-200		TB37-S25-250		TB37-S25-300		36.8				
TB38-S25-160		TB38-S/A25-200		TB38-S25-250		TB38-S25-300		37.8				
TB39-S25-160		TB39-S/A25-200		TB39-S25-250		TB39-S25-300		38.8				
TB40-S25-160		TB40-S/A25-200		TB40-S25-250		TB40-S25-300		39.8				
TB35-S32-160	160	TB35-S32-200	200	TB35-S32-250	250	TB35-S32-300	300	34.8		50	CC..09T304	2
TB36-S32-160		TB36-S32-200		TB36-S32-250		TB36-S32-300		35.8		60		
TB37-S32-160		TB37-S32-200		TB37-S32-250		TB37-S32-300		36.8				
TB38-S32-160		TB38-S32-200		TB38-S32-250		TB38-S32-300		37.8		40		
TB39-S32-160		TB39-S32-200		TB39-S32-250		TB39-S32-300		38.8				
TB40-S32-160		TB40-S32-200		TB40-S32-250		TB40-S32-300		39.8		45		
TB41-S/A32-200		TB41-S32-250		TB41-S32-300		TB41-S32-350	350	40.8		45	CC..09T304	2
TB42-S/A32-200		TB42-S32-250		TB42-S32-300				41.8				
TB43-S/A32-200		TB43-S32-250		TB43-S32-300				42.8				
TB44-S/A32-200		TB44-S32-250		TB44-S32-300				43.8				
TB45-S/A32-200		TB45-S32-250		TB45-S32-300				44.8				
TB46-S/A32-200		TB46-S32-250		TB46-S32-300				45.8				
TB47-S/A32-200		TB47-S32-250		TB47-S32-300				46.8				
TB48-S/A32-200		TB48-S32-250		TB48-S32-300				47.8				
TB49-S/A32-200		TB49-S32-250		TB49-S32-300				48.8				
TB50-S/A32-200		TB50-S32-250		TB50-S32-300				49.5				
TB51-S/A32-200	200	TB51-S32-250	250	TB51-S32-300	300		350	50.8		45	CC..09T304	2
TB52-S/A32-200		TB52-S32-250		TB52-S32-300		TB52-S32-350		51.8				
TB53-S/A32-200		TB53-S32-250		TB53-S32-300				52.8				
TB54-S/A32-200		TB54-S32-250		TB54-S32-300				53.8				
TB55-S/A32-200		TB55-S32-250		TB55-S32-300				54.8				
TB56-S/A32-200		TB56-S32-250		TB56-S32-300				55.8				
TB57-S/A32-200		TB57-S32-250		TB57-S32-300				56.8				

※S=鋼柄 Steel shank. A=鋼柄水孔 Steel shank + coolant hole.

FIXED ROUGH BORING BARS
固定式粗搪刀

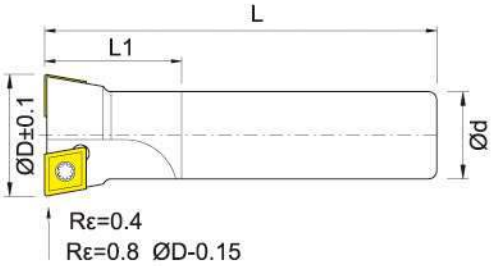

中心出水鋼柄 示意圖 Coolant steel shank

Item code	L	Item code	L	Item code	L	Dimensions,mm D Rε=0.4	d	L1	Insert	Teeth
TB08E-S16-120	120					8.0	16	12	CC..060204	1
TB09E-S16-120						9.0		14		
TB10E-S16-120		TB10E-S16-160	160			10.0		25		
TB11E-S16-120		TB11E-S16-160				11.0				
TB12E-S16-120		TB12E-S16-160		TB12E-S16-200	200	12.0		30		
TB13E-S16-120		TB13E-S16-160		TB13E-S16-200		13.0				
TB14E-S16-120		TB14E-S16-160		TB14E-S16-200		14.0				
TB15E-S16-120		TB15E-S16-160		TB15E-S16-200		15.0				
TB16E-S16-120	120	TB16E-S16-160	160	TB16E-S16-200	200	16.0	16	30	CC..060204	2
TB17E-S16-120		TB17E-S16-160		TB17E-S16-200		17.0				
TB18E-S16-120		TB18E-S16-160		TB18E-S16-200		18.0				
TB19E-S16-120		TB19E-S16-160		TB19E-S16-200		19.0				
TB20E-S16-120		TB20E-S16-160		TB20E-S16-200		20.0				
TB21E-S16-120	120	TB21E-S16-160	160	TB21E-S16-200	200	21.0	16	30		2
TB22E-S16-120		TB22E-S16-160		TB22E-S16-200		22.0				
TB23E-S20-130	130	TB23E-S20-160	160	TB23E-S20-200	200	23.0	20	30	CC..060204	2
TB24E-S20-130		TB24E-S20-160		TB24E-S20-200		24.0				
TB25E-S20-130		TB25E-S20-160		TB25E-S20-200		25.0				
TB26E-S20-130	130	TB26E-S20-160	160	TB26E-S20-200	200	26.0	20	30	CC..09T304	2
		TB27E-S20-160		TB27E-S20-200		27.0				
TB28E-S20-130		TB28E-S20-160		TB28E-S20-200		28.0				
		TB29E-S20-160		TB29E-S20-200		29.0				
TB30E-S25-160	160	TB30E-S25-200	200	TB30E-S25-250	250	30.0	25	40	CC..09T304	2
TB31E-S25-160	160	TB31E-S25-200	200	TB31E-S25-250	250	31.0	25	40	CC..09T304	2
TB32E-S25-160		TB32E-S25-200		TB32E-S25-250		32.0				
TB33E-S25-160		TB33E-S25-200		TB33E-S25-250		33.0				
TB34E-S25-160		TB34E-S25-200		TB34E-S25-250		34.0				
TB35E-S25-160		TB35E-S25-200		TB35E-S25-250		35.0				
TB36E-S25-160	160	TB36E-S25-200	200	TB36E-S25-250	250	36.0	25	40	CC..09T304	2
TB37E-S25-160		TB37E-S25-200		TB37E-S25-250		37.0				
TB38E-S25-160		TB38E-S25-200		TB38E-S25-250		38.0				
TB39E-S25-160		TB39E-S25-200		TB39E-S25-250		39.0				
TB40E-S25-160		TB40E-S25-200		TB40E-S25-250		40.0				
TB38E-S32-200	200	TB38E-S32-250	250	TB38E-S25-250		38.0	32	45	CC..09T304	2
TB39E-S32-200		TB39E-S32-250		TB39E-S25-250		39.0				
TB40E-S32-200	200	TB40E-S32-250	250	TB40E-S25-250	300	40.0	32	45	CC..09T304	2
TB41E-S32-200		TB41E-S32-250		TB41E-S32-300		41.0				
TB42E-S32-200		TB42E-S32-250		TB42E-S32-300		42.0				
TB43E-S32-200		TB43E-S32-250		TB43E-S32-300		43.0				
TB44E-S32-200		TB44E-S32-250		TB44E-S32-300		44.0				
TB45E-S32-200		TB45E-S32-250		TB45E-S32-300		45.0				
TB46E-S32-200	200	TB46E-S32-250	250	TB46E-S32-300	300	46.0	32	45		2
TB47E-S32-200		TB47E-S32-250		TB47E-S32-300		47.0				
TB48E-S32-200		TB48E-S32-250		TB48E-S32-300		48.0				
TB49E-S32-200		TB49E-S32-250		TB49E-S32-300		49.0				
TB50E-S32-200		TB50E-S32-250		TB50E-S32-300		50.0				
TB51E-S32-200	200	TB51E-S32-250	250	TB51E-S32-300	300	51.0	32	45		2
TB52E-S32-200		TB52E-S32-250		TB52E-S32-300		52.0				
TB53E-S32-200		TB53E-S32-250		TB53E-S32-300		53.0				
TB54E-S32-200		TB54E-S32-250		TB54E-S32-300		54.0				
TB55E-S32-200		TB55E-S32-250		TB55E-S32-300		55.0				
TB56E-S32-200	200	TB56E-S32-250	250	TB56E-S32-300	300	56.0	32	45		2
TB57E-S32-200		TB57E-S32-250		TB57E-S32-300		57.0				

※S=鋼柄 Steel shank. A=鋼柄水孔 Steel shank + coolant hole.

FIXED ROUGH BORING BARS
固定式粗搪刀

孔加工

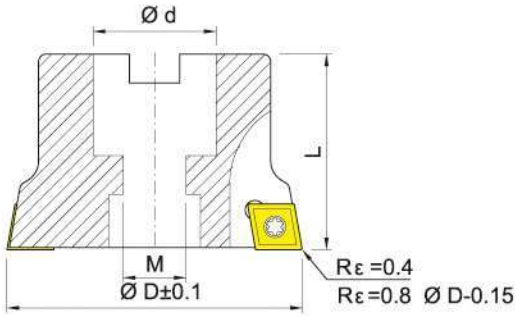

Item code (d=22.0)	Item code (d=25.4)	Insert	Item code (d=22.0,25.4)	Insert	D Rε=0.4	Teeth
TB45-22.0-CC09		CC..09T304		CC..120404	44.8	2
TB46-22.0-CC09					45.8	
TB47-22.0-CC09					46.8	
TB48-22.0-CC09					47.8	
TB49-22.0-CC09					48.8	
TB50-22.0-CC09	TB50-25.4-CC09				49.8	
TB51-22.0-CC09	TB51-25.4-CC09	CC..09T304		CC..120404	50.8	2
TB52-22.0-CC09	TB52-25.4-CC09				51.8	
TB53-22.0-CC09	TB53-25.4-CC09				52.8	
TB54-22.0-CC09	TB54-25.4-CC09				53.8	
TB55-22.0-CC09	TB55-25.4-CC09		TB55-22.0-CC12		54.8	
TB56-22.0-CC09	TB56-25.4-CC09	CC..09T304	TB56-22.0-CC12	CC..120404	55.8	2
TB57-22.0-CC09	TB57-25.4-CC09		TB57-22.0-CC12		56.8	
TB58-22.0-CC09	TB58-25.4-CC09		TB58-22.0-CC12		57.8	
TB59-22.0-CC09	TB59-25.4-CC09		TB59-22.0-CC12		58.8	
TB60-22.0-CC09	TB60-25.4-CC09		TB60-22.0-CC12		59.8	
TB61-22.0-CC09	TB61-25.4-CC09	CC..09T304	TB61-25.4-CC12	CC..120404	60.8	2
TB62-22.0-CC09	TB62-25.4-CC09		TB62-25.4-CC12		61.8	
TB63-22.0-CC09	TB63-25.4-CC09		TB63-25.4-CC12		62.8	
TB64-22.0-CC09	TB64-25.4-CC09		TB64-25.4-CC12		63.8	
TB65-22.0-CC09	TB65-25.4-CC09		TB65-25.4-CC12		64.8	
TB66-22.0-CC09	TB66-25.4-CC09	CC..09T304	TB66-25.4-CC12	CC..120404	65.8	2
TB67-22.0-CC09	TB67-25.4-CC09		TB67-25.4-CC12		66.8	
TB68-22.0-CC09	TB68-25.4-CC09		TB68-25.4-CC12		67.8	
TB69-22.0-CC09	TB69-25.4-CC09		TB69-25.4-CC12		68.8	
TB70-22.0-CC09	TB70-25.4-CC09		TB70-25.4-CC12		69.8	
TB71-22.0-CC09	TB71-25.4-CC09	CC..09T304	TB71-25.4-CC12	CC..120404	70.8	2
TB72-22.0-CC09	TB72-25.4-CC09		TB72-25.4-CC12		71.8	
	TB73-25.4-CC09		TB73-25.4-CC12		72.8	
	TB74-25.4-CC09		TB74-25.4-CC12		73.8	
TB75-22.0-CC09	TB75-25.4-CC09		TB75-25.4-CC12		74.8	
	TB76-25.4-CC09	CC..09T304	TB76-25.4-CC12	CC..120404	75.8	2
	TB77-25.4-CC09		TB77-25.4-CC12		76.8	
	TB78-25.4-CC09		TB78-25.4-CC12		77.8	
	TB79-25.4-CC09		TB79-25.4-CC12		78.8	
	TB80-25.4-CC09		TB80-25.4-CC12		79.8	

FIXED ROUGH BORING BARS
固定式粗搪刀

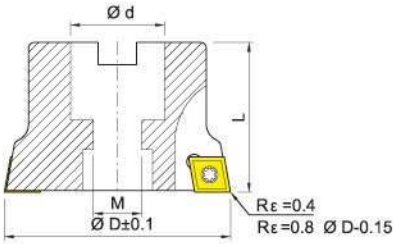

Item code (d=25.4)	Insert	Item code (d=25.4)	Item code (d=31.75)	Insert	D Rε=0.4	Teeth
TB81-25.4-CC09	CC..09T304	TB81-25.4-CC12		CC..120404	80.8	2
TB82-25.4-CC09		TB82-25.4-CC12			81.8	
		TB83-25.4-CC12			82.8	
TB84-25.4-CC09		TB84-25.4-CC12			83.8	
TB85-25.4-CC09		TB85-25.4-CC12			84.8	
TB86-25.4-CC09	CC..09T304	TB86-25.4-CC12		CC..120404	85.8	2
		TB87-25.4-CC12			86.8	
TB88-25.4-CC09		TB88-25.4-CC12			87.8	
		TB89-25.4-CC12			88.8	
TB90-25.4-CC09		TB90-25.4-CC12			89.8	
	CC..09T304	TB91-25.4-CC12		CC..120404	90.8	2
TB92-25.4-CC09		TB92-25.4-CC12			91.8	
		TB93-25.4-CC12			92.8	
TB94-25.4-CC09		TB94-25.4-CC12			93.8	
TB95-25.4-CC09		TB95-25.4-CC12			94.8	
TB96-25.4-CC09	CC..09T304	TB96-25.4-CC12		CC..120404	95.8	2
		TB97-25.4-CC12			96.8	
TB98-25.4-CC09		TB98-25.4-CC12			97.8	
		TB99-25.4-CC12			98.8	
TB100-25.4-CC09		TB100-25.4-CC12	TB100-31.75-CC12		99.8	
	CC..09T304	TB101-25.4-CC12	TB101-31.75-CC12	CC..120404	100.8	2
		TB102-25.4-CC12	TB102-31.75-CC12		101.8	
			TB103-31.75-CC12		102.8	
TB104-25.4-CC09			TB104-31.75-CC12		103.8	
TB105-25.4-CC09		TB105-25.4-CC12	TB105-31.75-CC12		104.8	
	CC..09T304		TB106-31.75-CC12	CC..120404	105.8	2
			TB107-31.75-CC12		106.8	
TB108-25.4-CC09		TB108-25.4-CC12	TB108-31.75-CC12		107.8	
			TB109-31.75-CC12		108.8	
TB110-25.4-CC09		TB110-25.4-CC12	TB110-31.75-CC12		109.8	
	CC..09T304		TB111-31.75-CC12	CC..120404	110.8	2
TB112-25.4-CC09		TB112-25.4-CC12	TB112-31.75-CC12		111.8	
			TB113-31.75-CC12		112.8	
			TB114-31.75-CC12		113.8	
TB115-25.4-CC09		TB115-25.4-CC12	TB115-31.75-CC12		114.8	
	CC..09T304		TB116-31.75-CC12	CC..120404	115.8	2
			TB117-31.75-CC12		116.8	
		TB118-25.4-CC12	TB118-31.75-CC12		117.8	
			TB119-31.75-CC12		118.8	
TB120-25.4-CC09		TB120-25.4-CC12	TB120-31.75-CC12		119.8	
	CC..09T304		TB121-31.75-CC12	CC..120404	120.8	2
TB122-25.4-CC09			TB122-31.75-CC12		121.8	
			TB123-31.75-CC12		122.8	
			TB124-31.75-CC12		123.8	
			TB125-31.75-CC12		124.8	
			TB126-31.75-CC12	CC..120404	125.8	2
			TB127-31.75-CC12		126.8	
			TB128-31.75-CC12		127.8	
			TB129-31.75-CC12		128.8	
			TB130-31.75-CC12		129.8	

FIXED ROUGH BORING BARS
固定式粗搪刀

FIG-1

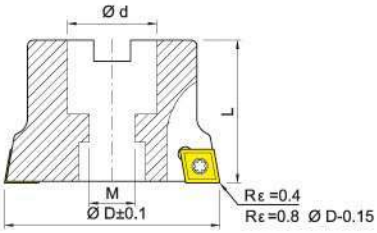

FIG-2

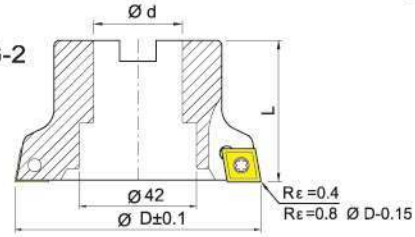

Item code (d=25.4)	Insert	Item code (d=25.4)	FIG-1 Item code (d=31.75)	Insert	D Rε=0.4	Teeth
			TB131-31.75-CC12	CC..120404	130.8	2
			TB132-31.75-CC12		131.8	
			TB133-31.75-CC12		132.8	
			TB134-31.75-CC12		133.8	
			TB135-31.75-CC12		134.8	
			TB136-31.75-CC12	CC..120404	135.8	2
			TB137-31.75-CC12		136.8	
			TB138-31.75-CC12		137.8	
			TB139-31.75-CC12		138.8	
			TB140-31.75-CC12		139.8	
			TB141-31.75-CC12	CC..120404	140.8	2
			TB142-31.75-CC12		141.8	
			TB143-31.75-CC12		142.8	
			TB144-31.75-CC12		143.8	
			TB145-31.75-CC12		144.8	
			TB146-31.75-CC12	CC..120404	145.8	2
			TB147-31.75-CC12		146.8	
			TB148-31.75-CC12		147.8	
			TB149-31.75-CC12		148.8	
			TB150-31.75-CC12		149.8	
			TB151-31.75-CC12	CC..120404	150.8	2
			TB155-31.75-CC12		154.8	
			TB156-31.75-CC12		155.8	
			TB160-31.75-CC12		159.8	
			TB161-31.75-CC12	CC..120404	160.8	2
			TB165-31.75-CC12		164.8	
			TB170-31.75-CC12		169.8	
			TB175-31.75-CC12	CC..120404	174.8	2
			TB180-31.75-CC12		179.8	
			TB185-31.75-CC12	CC..120404	184.8	2
			TB187-31.75-CC12		186.8	
			TB190-31.75-CC12		189.8	
			TB195-31.75-CC12	CC..120404	194.8	2
			TB200-31.75-CC12		199.8	
			TB201-31.75-CC12		200.8	

Item code (d=25.4)	Insert	Item code (d=25.4)	FIG-2 Item code (d=31.75)	Insert	D Rε=0.4	Teeth
			TB100-31.75-CC12F	CC..120404	99.8	2
			TB105-31.75-CC12F		104.8	
			TB110-31.75-CC12F		109.8	
			TB115-31.75-CC12F		114.8	
			TB120-31.75-CC12F		119.8	

Insert	Screw	Wrench
CC..060204	MS2506A	TF9
CC..09T304	MS4011A	TF15
CC..120404	MS5011A	TF20

Dimensions,mm	d	M	L
TB...-22.0-...	22.0	11	50
TB...-25.4-...	25.4	13	50
TB...-31.75-...	31.75	13	50

SQUARE CUTTER BORING BAR/BSA - BT30, BT40, BT50
粗搪孔刀柄

Fig1

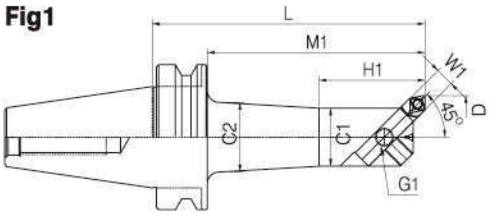

Fig2

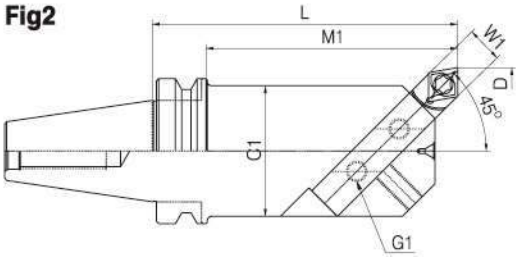

MODEL NO	Fig	D min	D max	L	M1	C1	C2	H1	G1	W1	Kg
BT30-BSA20-105	1	20	30	105	81	17	19	30	M6	6.35	0.8
-BSA25-120		25	38	120	96	20	24	35	M6	6.35	0.9
-BSA30-150		30	42	150	126	24	28	40	M6	8	0.9
-BSA38-165		38	52	165	141	30	36	50	M8	10	1.0
-BSA50-165		50	65	165	141	40	48	65	M12	13	1.3
BT40-BSA25-120	1	25	38	120	90	20	23	35	M6	6.35	1.2
-BSA30-150		30	42	150	120	24	26	40	M6	8	1.4
-BSA38-165		38	52	165	135	30	33	50	M8	10	1.7
-BSA50-165		50	65	165	135	40	48	65	M12	13	2.3
-BSA62-180		62	90	180	150	50	58	80	M14	16	3.4
-BSA72-180	2	72	110	180	150	60	—	—	M16	19.05	3.9
-BSA90-180		90	125	180	150	75	—	110	M16	19.05	5.2
BT50-BSA25-135	1	25	38	135	92	20	23	35	M6	8	4.2
-BSA30-160		30	42	160	122	24	28	40	M6	8	4.4
-BSA38-180		38	52	180	137	30	36	50	M8	10	8
-BSA42-210		42	56	210	167	34	39	60	M8	10	5
-270				270	227						5.6
-BSA50-180		50	65	180	137	40	48	65	M12	13	5.4
-240				240	197						5.7
-BSA62-195		62	90	195	152	50	50	80	M14	16	6.2
-270				270	227						7.6
-BSA72-195		72	110	195	152	60	70	95	M16	19.05	7
-285				285	242						9.3
-BSA90-210		90	125	210	167	75	80	110	M16	19.05	9.2
-300				300	257						12.3
-BSA105-195	2	105	160	195	—	90	—	—	M16	25	10.7
-285	1			285			94	130			15
-BSA130-195	2	130	190	195	—	110	—	120	M16	25	12
-255				255							14.5

BORING BAR/BSA - NT40, NT50
粗搪孔刀柄

Fig1

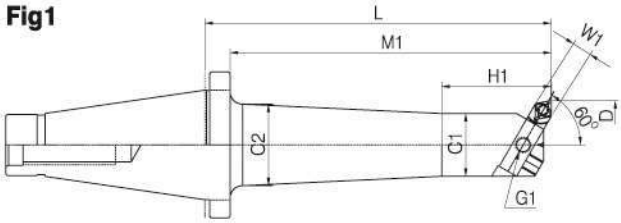

Fig2

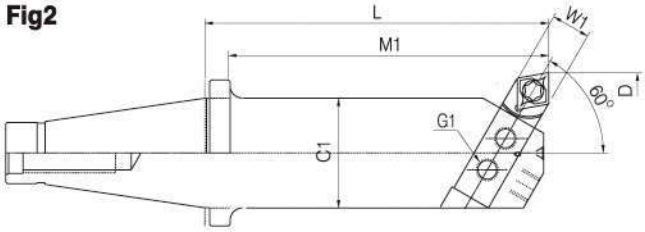

MODEL NO	Fig	D min	D max	L	M1	C1	C2	H1	G1	W1	Kg
NT40-BSA20-120	1	25	38	130	120	20	23	35	M6	1/4"	1.2
-BSA25-150		30	42	165	150	25	28	40	M6	5/16"	1.4
-BSA30-165		38	52	175	165	30	38	50	M8	5/16"	1.7
-BSA40-165		50	65	175	165	40	48	65	M12	1/2"	2.3
-BSA50-180		62	90	190	180	50	58	—	M14	5/8"	3.4
-BSA60-180	2	72	110	190	180	60	—	—	M16	3/4"	3.9
-BSA70-180		90	125	190	180	70	—	—	M16	3/4"	5.2
NT50-BSA20-135	1	25	38	150	135	20	23	35	M6	5/16"	4.2
-BSA25-165		30	42	180	165	25	28	40	M6	5/16"	4.4
-BSA30-180		38	52	195	180	30	38	50	M8	3/8"	4.8
-BSA35-230		42	58	245	230	35	40	60	M8	1/2"	5.2
-BSA40-160	1	50	65	175	160	40	48	65	M12	1/2"	5.6
-250				265	250						5.8
-BSA50-165		62	90	180	165	50	58	80	M14	1/2"	6.1
-250				265	250						7.7
-BSA60-195		72	110	210	195	60	68	95	M14	5/8"	7
-250				265	250						9.3
-BSA70-195		90	125	210	195	70	78	110	M16	3/4"	9.2
-250				265	250						12.3
-BSA80-200	2	105	160	215	200	80	—	—	M16	3/4"	10.7
-300	1			315	300		90	130			15
-BSA90-200	2	120	190	215	200	90	—	—	M16	3/4"	12
-300	1			315	300		98	130			17
-BSA105-195	2	130	200	210	—	105	—	—	M16	1"	13
-285				300							16

BORING BAR/BSB - NT40, NT50
粗搪孔刀柄

Fig1

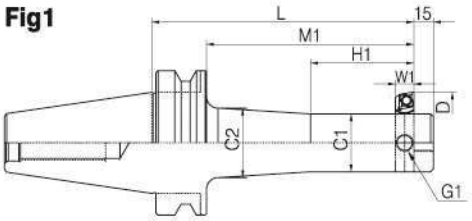

Fig2

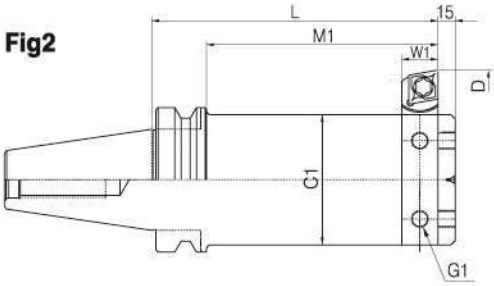

MODEL NO	Fig	D min	D max	L	M1	C1	C2	H1	G1	W1	Kg
BT30-BSB20-105	1	20	30	105	81	17	19	30	M6	6.35	0.8
-BSB25-120		25	38	120	96	20	24	35	M6	6.35	0.9
-BSB30-150		30	42	150	126	24	28	40	M6	8	1.0
-BSB38-165		38	52	165	141	30	36	45	M8	10	1.1
-BSB50-165		50	65	165	141	40	48	50	M12	13	1.2
BT40-BSB25-120	1	25	52	120	90	20	23	35	M6	6.35	1.2
-BSB38-150		38	70	150	120	30	35	55	M8	10	1.7
-BSB50-165		50	90	165	135	40	48	70	M12	13	2.5
-BSB62-180		62	115	180	150	50	60	80	M14	16	3.6
-BSB72-180	2	72	135	180	150	60	—	—	M14	19.05	4.5
-BSB90-180		90	150	180	150	75	—	115	M14	19.05	5.9
BT50-BSB25-135	1	25	52	135	92	20	23	35	M6	8	4.3
-BSB38-180		38	70	180	137	30	36	55	M8	10	4.9
-BSB50-180		50	90	180	137	40	48	70	M12	13	5.5
-240				240	197						5.8
-BSB62-195		62	115	195	152	50	58	80	M14	16	6.4
-270				270	227						7.8
-BSB72-195		72	135	195	152	60	68	95	M16	19.05	7.3
-285				285	242						9.6
-BSB90-210		90	150	210	167	75	80	115	M16	19.05	9.7
-300				300	257						12.8
-BSB105-195	2	105	160	195	—	90	—	—	M16	25	11.4
-285	1			285			94	135			15.7
-BSB130-195	2	130	260	195	—	110	—	60	M16	25	12.5
-255				255							14.1

SQUARE CUTTER BORING BAR/BSB - NT30, NT40, NT50
粗搪孔刀柄

Fig1

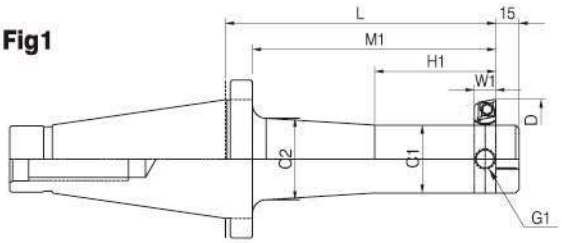

Fig2

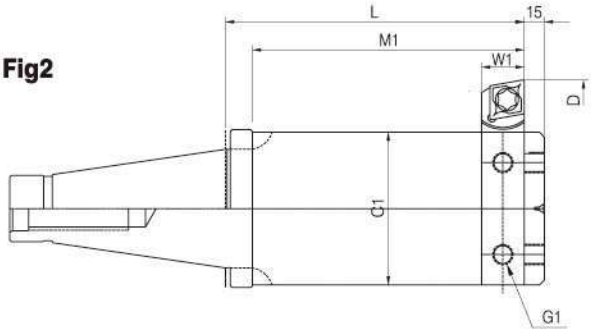

MODEL NO	Fig	D min	D max	L	M1	C1	C2	H1	G1	W1	Kg
NT40-BSB20-120	1	25	38	120	105	20	23	35	M6	5/16"	1.2
-BSB25-150		30	42	150	135	25	28	40	M6	5/16"	1.4
-BSB30-165		38	55	165	150	30	38	50	M8	3/8"	1.7
-BSB40-165		50	70	165	150	40	48	60	M10	1/2"	2.3
-BSB50-180		62	95	180	165	50	58	70	M14	5/8"	3.4
-BSB60-180	2	72	140	180	165	60	—	—	M16	5/8"	5.2
NT50-BSB20-135	1	25	38	135	150	20	24	35	M6	5/16"	4.4
-BSB25-165		30	45	165	150	25	28	40	M6	3/8"	4.8
NT50-BSB30-165		38	52	165	150	30	38	50	M8	3/8"	4.9
-210				210	195						5.2
-BSB35-150	1	42	58	150	135	35	40	50	M8	1/2"	4.7
-250				250	235						6.5
-BSB40-180		50	80	180	165	40	48	60	M10	1/2"	5.0
-260				260	245						6.5
-BSB50-200		62	100	200	185	50	58	70	M14	5/8"	6.3
-250				250	235						7.0
-BSB60-195		72	120	195	180	60	68	80	M16	5/8"	6.3
-250				250	235						7.2
-BSB70-200		90	150	200	185	70	78	90	M16	3/4"	6.8
-250				250	235						7.8
-BSB80-200	2	100	170	200	185	80	—	—	M16	3/4"	10.8
-250				250	235						11.8
-BSB90-195		120	190	195	180	90	—	—	M16	1"	11.4
-300				300	285						17.0
-BSB100-160		120	220	160	145	100	—	—	M16	1"	10.5
-285				285	210						11.0

LARGE SIZE BORING BAR - BT50
大孔徑搪孔刀柄

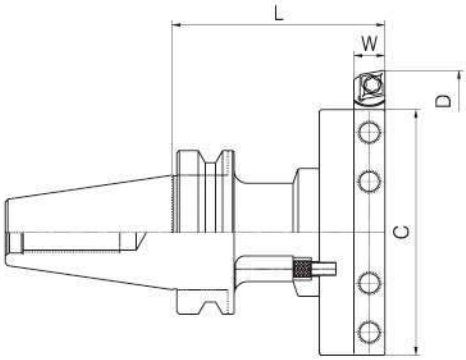

MODEL NO	D		L	C	W	G1	G2	Kg
	min	max						
BT50-BST150-150	170	250	150	150	19	M14	M10	9.1
-BST200-150	220	300	150	200	19	M14	M10	10.3
-BST250-150	270	350	150	250	25	M14	M10	11.3
-BST300-150	320	400	150	300	25	M14	M10	12.2
-BST400-150	420	500	150	400	25	M14	M10	14.5

LARGE SIZE BORING BAR - NT50
大孔徑搪孔刀柄

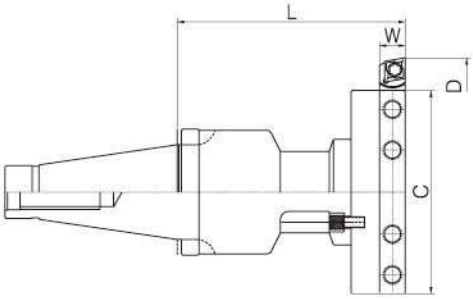

MODEL NO	D		L	C	W	G1	G2	Kg
	min	max						
NT50-BST150-150	170	250	150	150	19	M14	M10	9.1
-BST200-150	220	300	150	200	19	M14	M10	10.3
-BST250-150	270	350	150	250	25	M14	M10	11.3
-BST300-150	320	400	150	300	25	M14	M10	12.2
-BST400-150	420	500	150	400	25	M14	M10	14.5

LARGE SIZE MICRO BORING BAR - BT40, BT50
大孔徑精搪孔刀柄

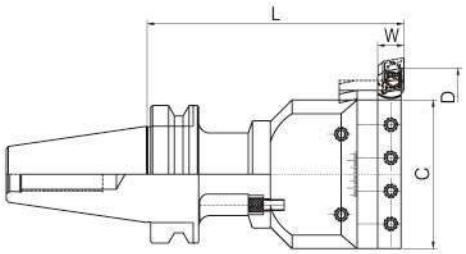

MODEL NO	D		C	L	W	Kg
	min	max				
BT40-MK83-180	95	160	83	180	20	6.5
-MK108-180	130	250	108	180	20	6.7
-MK160-180	240	360	160	180	20	7.5
BT50-MK83-180	95	160	83	180	20	7.5
-MK108-180	130	250	108	180	20	8.0
-MK160-180	240	360	160	180	20	7.9
-MK200-180	280	420	200	180	20	8.5

LARGE SIZE MICRO BORING BAR - NT40, NT50
大孔徑精搪孔刀柄

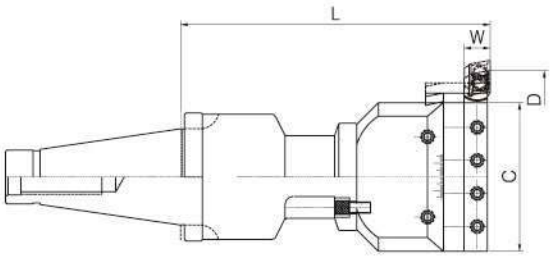

MODEL NO	D		C	L	W	Kg
	min	max				
NT50-MK83-180	95	160	83	180	20	7.0
-MK108-180	130	250	108	180	20	7.8
-MK160-180	240	360	160	180	20	7.9
-MK200-180	280	420	200	180	20	8.1

BORING CUTTER
搪孔刀

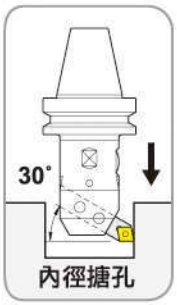

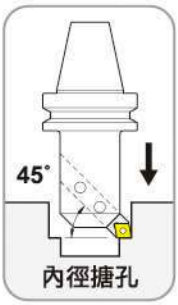

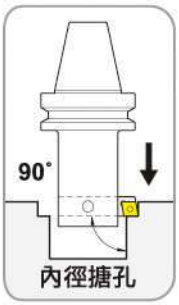

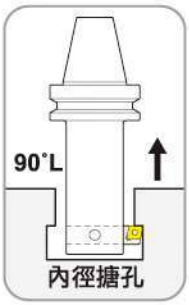

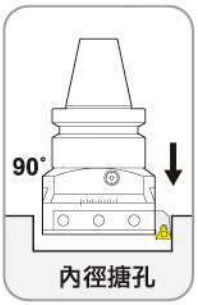

Insert Shape	Fig-1 Item code	Insert	Fig-2 Item code	Insert	Fig-2 Item code	Insert	Fig-3 Item code	Insert	Dimensions,mm H	W	L	Weight (kg)
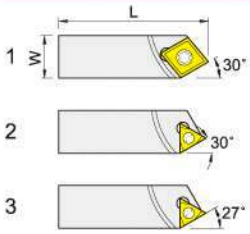	TBS306	CC..0602..	TSBS306	TC..0902..	SBS306	TP..0902..			6	6	55	0.03
	TBS308	CC..0602..	TSBS308	TC..0902..	SBS308	TP..0902..	SBS308A	TP..0902..	8	8	55	0.04
	TBS310	CC..0602..	TSBS310	TC..0902..	SBS310	TP..0902..	SBS310A	TP..0902..	10	10	65	0.06
	TBS313	CC..09T3..	TSBS313	TC..1102..	SBS313	TP..1103..	SBS313A	TP..1103..	13	13	80	0.12
	TBS316	CC..09T3..	TSBS316	TC..16T3..	SBS316	TP..1103..	SBS316A	TP..1103..	16	16	120	0.26
					SBS316B	TP..1603..			16	16	120	0.26
	TBS319	CC..1204..	TSBS319	TC..16T3..	SBS319	TP..1603..	SBS319A	TP..1603..	19	19	140	0.40
	TBS325	CC..1204..	TSBS325	TC..16T3..	SBS325	TP..1603..			25	25	150	0.73
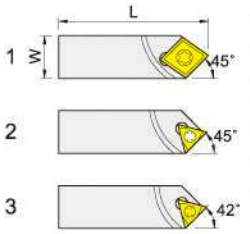	TBS406	CC..0602..	TSBS406	TC..0902..	SBS406	TP..0902..			6	6	55	0.03
	TBS408	CC..0602..	TSBS408	TC..0902..	SBS408	TP..0902..	SBS408A	TP..0902..	8	8	55	0.04
	TBS410	CC..0602..	TSBS410	TC..0902..	SBS410	TP..0902..	SBS410A	TP..0902..	10	10	65	0.06
	TBS413	CC..09T3..	TSBS413	TC..1102..	SBS413	TP..1103..	SBS413A	TP..1103..	13	13	80	0.12
	TBS416	CC..09T3..	TSBS416	TC..16T3..	SBS416	TP..1103..	SBS416A	TP..1103..	16	16	120	0.26
					SBS416B	TP..1603..			16	16	120	0.26
	TBS419	CC..1204..	TSBS419	TC..16T3..	SBS419	TP..1603..	SBS419A	TP..1603..	19	19	140	0.40
	TBS425	CC..1204..	TSBS425	TC..16T3..	SBS425	TP..1603..			25	25	150	0.73
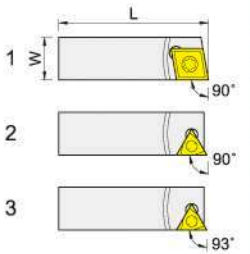	TBS906	CC..0602..	TSBS906	TC..0902..	SBS906	TP..0902..			6	6	55	0.03
	TBS908	CC..0602..	TSBS908	TC..0902..	SBS908	TP..0902..	SBS908A	TP..0902..	8	8	55	0.04
	TBS910	CC..0602..	TSBS910	TC..0902..	SBS910	TP..0902..	SBS910A	TP..0902..	10	10	65	0.06
	TBS913	CC..09T3..	TSBS913	TC..1102..	SBS913	TP..1103..	SBS913A	TP..1103..	13	13	80	0.12
	TBS916	CC..09T3..	TSBS916	TC..16T3..	SBS916	TP..1103..	SBS916A	TP..1103..	16	16	120	0.26
					SBS916B	TP..1603..			16	16	120	0.26
	TBS919	CC..1204..	TSBS919	TC..16T3..	SBS919	TP..1603..			19	19	140	0.40
	TBS925	CC..1204..	TSBS925	TC..16T3..	SBS925	TP..1603..			25	25	150	0.73
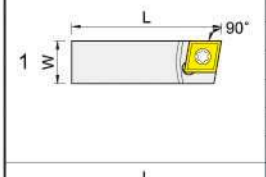	TBS906L	CC..0602..							6	6	55	0.03
	TBS908L	CC..0602..							8	8	55	0.04
	TBS910L	CC..0602..							10	10	65	0.06
	TBS913L	CC..09T3..							13	13	80	0.12
	TBS916L	CC..09T3..							16	16	120	0.26
	TBS919L	CC..1204..							19	19	140	0.40
	TBS925L	CC..1204..							25	25	150	0.73
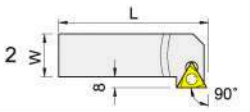					BSB916	TP..1103..			16	16	150	0.30
					BSB920	TP..1103..			20	20	150	0.40

Insert	Screw	Wrench
CC..0602..	MS2506A	TF09
CC..09T3..	MS4011A	TF15
CC..1204..	MS5011A	TF20

Insert	Screw	Wrench
TC..0902..	MS2206A	TF07
TC..1102..	MS2506A	TF09
TC..16T3..	MS4011A	TF15

Insert	Screw	Wrench
TP..0902..	MS2506A	TF09
TP..1103..	MS3008A	TF09
TP..1603..	MS4011A	TF15

BT SHANK

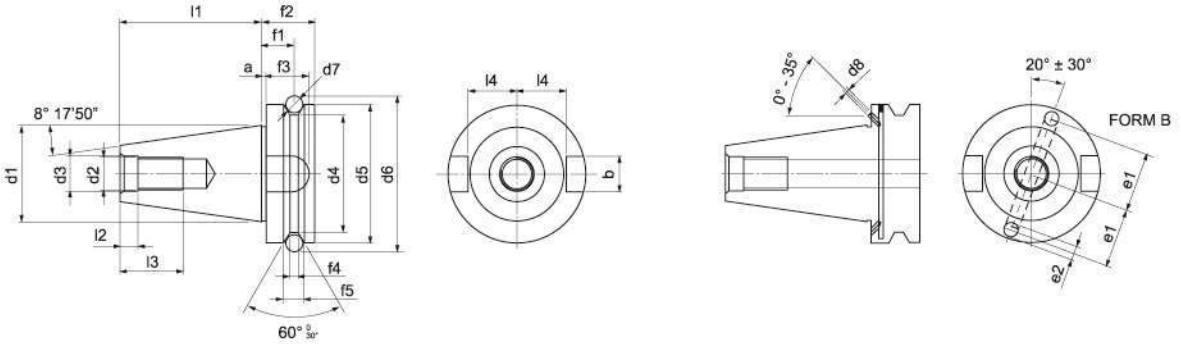

SHANK SIZE	a	b	d1	d2	d3	d4	d5	d6	d7	d8	e1	e2	f1	f2	f3	f4	f5	l1	l2	l3	l4
BT30	2	16.1	31.75	M12	12.5	38	45	53.144	8	4	21	5	13.6	22	17	4	8	48.4	7	24	16.3
BT40	2	16.1	44.45	M16	17	53	63	75.379	10	4	27	5	16.6	27	21	5	10	65.4	9	30	22.6
BT50	3	25.7	69.85	M24	25	85	100	119.019	15	6	42	7	23.2	38	31	7	15	101.8	13	45	35.4

NT SHANK

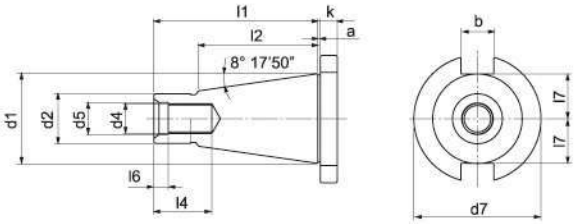

SHANK SIZE	a	b	d1	d2	d4	d5	d7	k	l1	l2	l4	l6	l7
NT30	1.6	16.1	31.75	17.4	1/2" - 12 M12 x 1.75P	13	50	8	68.4	48.4	24	5.5	16.2
NT40	1.6	16.1	44.45	25.3	5/8" - 11 M16 x 2.0P	17	63	10	93.4	65.4	32	8.2	22.5
NT50	3.2	25.7	69.85	39.6	1" - 8 M24 x 3.0P	26	97.5	12	126.8	101.8	47	11.5	35.3

SK-DIN6987IA SHANK

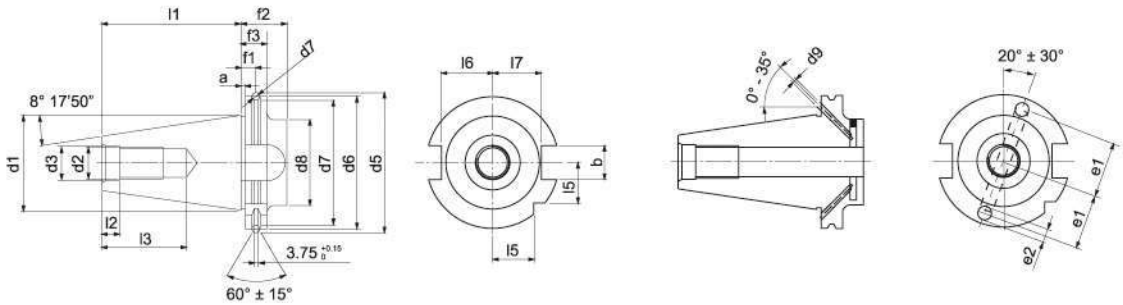

SHANK SIZE	a	b	d1	d2	d3	d5	d6	d7	d8	d9	e1	e2	f1	f2	f3	l1	l2	l3	l5	l6	l7
SK30	3.2	16.1	31.75	M12	13	59.3	50	44.3	45	4	21	5	11.1	35	19.1	47.8	5.5	24	15	16.4	19
SK40	3.2	16.1	44.45	M16	17	72.3	63.55	53.25	50	4	27	5	11.1	35	19.1	68.4	8.2	32	18.5	22.8	25
SK50	3.2	25.7	69.85	M24	25	107.25	97.5	91.25	80	6	42	7	11.1	35	19.1	101.75	11.5	47	30	35.5	37.7

億錡專業 CNC 工具

精密刀桿・精密搪刀・切削配件

億錡股份有限公司

E CHEE MACHINE TOOLS CO., LTD.

地址：台中市神岡區光啓路52號

Address: No.52, Guangqi Rd., Shengang Dist., Taichung City 42949, Taiwan.

2021年01月 四版

TEL: +886-4-25225120

FAX: +886-4-25225121

Web site: www.rbh-tools.com

E-mail: rbh.tools@msa.hinet.net